




鋒樺傳動設備(上海)有限公司
台灣 鋒 樺 企 業 社

- 专业气环泵设计、制造商
- Professional air pump design, manufacturer



产品手册
product manuals

■ 企业简介

鋒樺传动设备(上海)有限公司是具有自主知识产权,集开发、设计、生产制造为一体的现代化综合企业。致力于高压风机、漩涡气泵、气环真空泵的设计、生产和销售,并获得优秀的市场口碑和广泛的客户喜爱。同时不断加大科研和技改的投入,稳步提升产品品质和竞争力,逐步成为中国风机行业的佼佼者。

公司以生产世界最顶端产品为目标,引进和吸收德国先进的子流体机械技术。产品零部件均采用优质铝合金一次性模具压铸成型,同时利用进口高精度数控机床加工而成。产品安全可靠,稳定耐用,品质如一,并以其新颖设计,独特工艺和优越的性价比,畅销全国、西欧及北美等地区。始终遵循 ISO-9001 国际质量管理体系的、ISO14001 环境管理体系。

员工培训一直是我们的风力士工作重点之一,我们坚信优秀稳定的从业人员是我们竞争力的来源,也是公司立于不败之地的基石。秉着“不断超越,与时俱进”的理念,定期对员工进行培训,全面提高员工各方面素质。

“客户的需求即是我们的追求”,积淀了雄厚的技术资源的风力士真诚欢迎海内外各界朋友到我司莅临参观指导,共创辉煌。

■ Company Information

Fenghua Transmission Equipment (Shanghai) Co., Ltd. is a modern integrated enterprise locates in Suzhou China, with independent intellectual property rights, which intergrates its development, design and manufacture into a whole. Company covers 10,000 square meters with three manufacturing buildings. Committed to ring blower, side channel blower design, production & sales.

To produce the world's most top products is our purpose. The product is adopted the fluid machine techniques imported from Germany, molded with Aluminum alloy, processed on precision CNC machine, make it more reliable & durable. With outstanding performance and excellent quality and superior cost efficiency, the products sell well throughout the country, and are exported to West Urope & North America.

Staff training has always been one of the priorities, Holds “continued beyond the times”, improve the quality of all staff.

“Customer demand is our pursuit”, We sincerely welcome friends from various circles at home and abroad come to visit. Meanwhile, we await for you to co-create the brilliant.

企業風采 *Business Style*



■ 经营理念
以誠為本、開拓創新、共享雙贏
Credit, innovation, achieve
"win-win"

■ 質量方針
以質量第一位目標，成為客戶的最好選擇
Top quality, your best choice

■ 精神風氣
嚴謹、團結、奉獻、進取
Rigorous, unity, dedication, progress

■ 公司宗旨
客戶的需求就是我們的追求
Customer demand is our pursuit



目 录 CONTENTS

气环泵的工作原理 <i>Gas ring pump working principle</i>	1
气环泵的结构组成和分解 <i>Gas ring pump structure and decomposition</i>	2
产品的特点与优势 <i>Product features and advantages</i>	3-7
气环泵选型参考及附表 <i>product selection of reference and schedule</i>	8-12
2PB-1AC 系列选型参数、曲线、尺寸 <i>2PB-1AC series product selection parameters, curve, size</i>	13-16
2PB2-3AC 系列选型参数、曲线、尺寸 <i>2PB2-3AC series product selection parameters, curve, size</i>	17-20
2PB3-3AC 系列选型参数、曲线、尺寸 <i>2PB3-3AC series product selection parameters, curve, size</i>	21-24
2PB4-3AC 系列选型参数、曲线、尺寸 <i>2PB4-3AC series product selection parameters, curve, size</i>	25-28
2PB5-3AC 系列选型参数、曲线、尺寸 <i>2PB5-3AC series product selection parameters, curve, size</i>	29-32
2PB6-3AC 系列选型参数、曲线、尺寸 <i>2PB6-3AC series product selection parameters, curve, size</i>	33-36
2PB7-3AC 系列选型参数、曲线、尺寸 <i>2PB7-3AC series product selection parameters, curve, size</i>	37-42
2PB8-3AC 系列选型参数、曲线、尺寸 <i>2PB8-3AC series product selection parameters, curve, size</i>	43-48

< 2PB9-3AC 系列选型参数、曲线、尺寸 <i>2PB9 -3AC series product selection parameters、 curve、 size</i>	49-54
< 4PB-1AC 系列高压风机选型参数、曲线 <i>4PB series of selection parameters、 high pressure fan curve、 size</i>	55-56
< 4PB-3AC 系列高压风机选型参数、曲线 <i>4PB series of selection parameters、 high pressure fan curve、 size</i>	57-64
< 2PB (213/223) 拖泵选型参数、曲线 <i>2PB (213/223) pump selection parameters、 curve</i>	65-66
< 2PB (233/413) 拖泵选型参数、曲线 <i>2PB (213/223) pump selection parameters、 curve</i>	67-68
< 2PB (423/433) 拖泵选型参数、曲线 <i>2PB (213/223) pump selection parameters、 curve</i>	69-70
< 2PB (513/523) 拖泵选型参数、曲线 <i>2PB (213/223) pump selection parameters、 curve</i>	71-72
< 2PB (533/613) 拖泵选型参数、曲线 <i>2PB (213/223) pump selection parameters、 curve</i>	73-74
< 2PB (713/723) 拖泵选型参数、曲线 <i>2PB (213/223) pump selection parameters、 curve</i>	75-76
< 2PB (733) 拖泵选型参数、曲线 <i>2PB (213/223) pump selection parameters、 curve</i>	77-78
< 2PB 系列托泵安装尺寸 <i>2PB series pump installation size.</i>	79-80
< 气泵行业案例 <i>industry application case</i>	81-84

气环泵工作原理

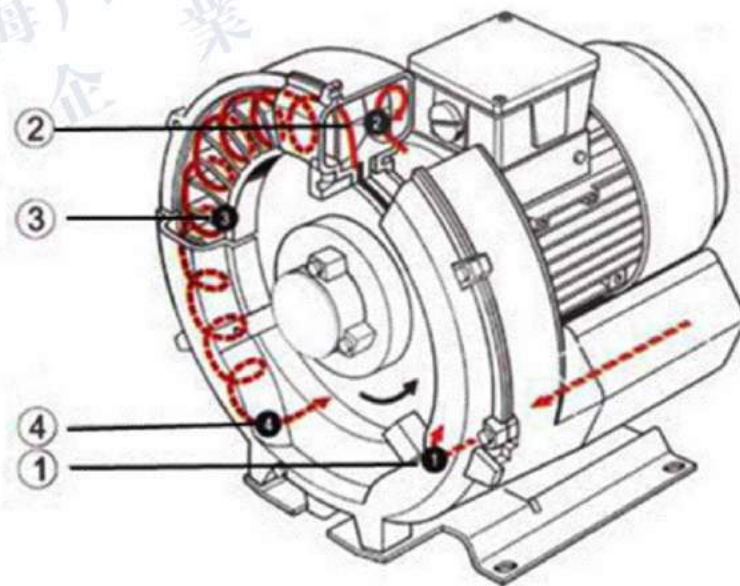
Operating Principle

侧通道 Side Channel ②

叶轮 Impeller ③

出气口 Outlet ④

进气口 Inlet ①



气环泵叶轮直接安装在电机转子上，是完全地无接触压缩。由于泵轴安装在压缩腔外，所以即便工作在最大的压差下，也能确保机械的最大工作可靠性。

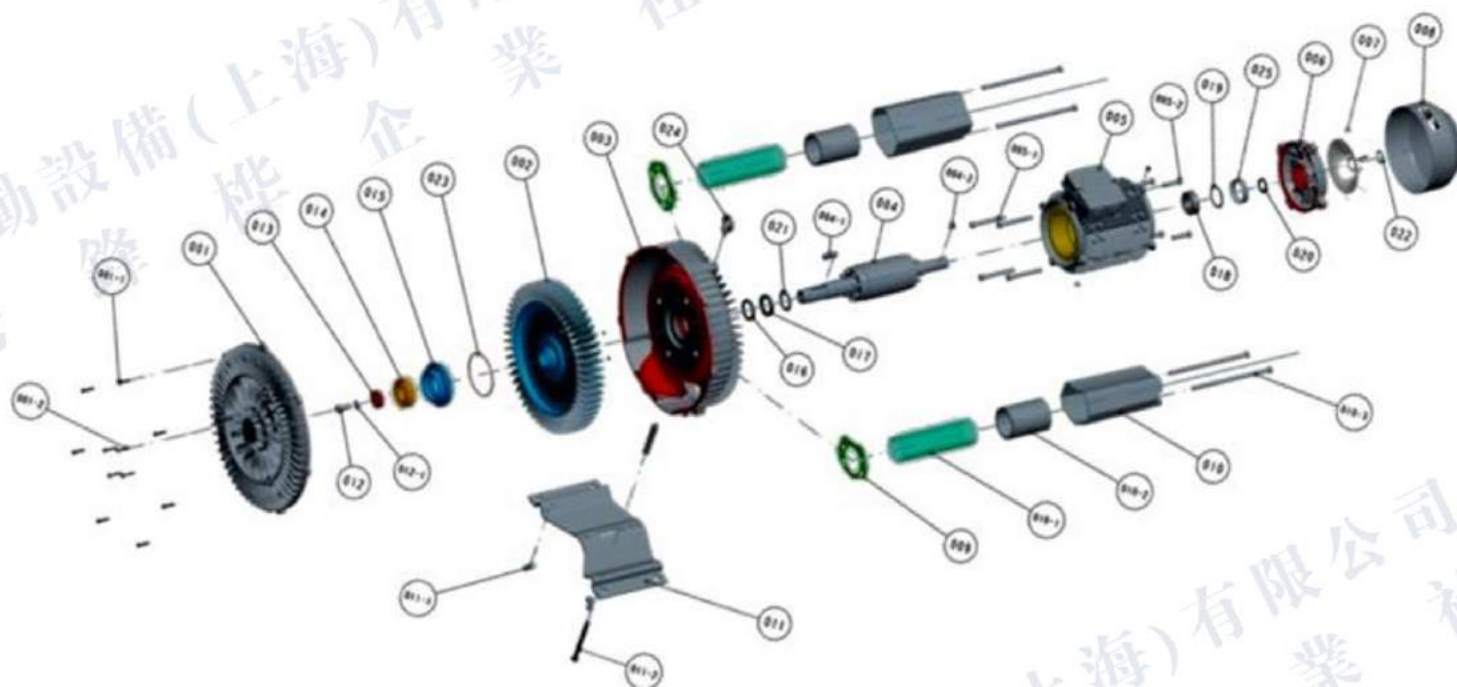
气体由吸气口 1 吸入，但它进入侧通道 2 以后，旋转叶轮 3 在旋转方向上给气体一个速度同时叶片上离心力使气体向外加速且压力增加。

随着旋转的进行，气体的动能增加，使的沿侧通道的气体压力进一步增加。随着侧通道在出口变窄，气体被挤出叶片并通过出口消声器 4 排出泵体。

The impellers are mounted directly on the motor shaft for noncontact compression entirely without friction. Maximum operational reliability, even at high differential is ensured by the arrangement of the bearings outside the compression chamber.

气环泵组成结构图

Vacuum pump chart



编号	部件名	编号	部件名	编号	部件名	编号	部件名
001	泵盖 pump cover	011	底座 base	021	垫片 washer	005-2	螺钉 screw
002	叶轮 impeller	012	螺钉 screw	022	卡簧 circlip	010-1	消音网罩 mesh enclosure
003	泵体 pump casing	013	转子压板 pressure-plate	023	O型密封圈 o-ring	010-2	消音海绵 soundproof sponge
004	电机转子 rotator	014	轴承 screw	024	吊环 hand ring	010-3	螺钉 screw
005	电机 motor	015	固定座 fixing base	025	轴承包络圈 wrap ring	011-1	螺钉 screw
006	电机后盖 motor cover	016	毡环 felt ring	001-1	螺钉 screw	011-2	螺钉 screw
007	风叶 fan	017	油封 oil seal	001-2	螺钉 screw	012-1	弹簧垫圈 lock washer
008	风罩 fan cover	018	轴承 screw	004-1	平键 flat key		
009	泵体纸垫 paper pad	019	波浪垫片 ware washer	004-2	平键 flat key		
010	消音筒 Muffle Tube	020	油封 oil seal	005-1	螺钉 screw		

• 特点优势

Features and advantages

- 改进传统工艺，是轴承前置，增加了工作稳定性

Improvement of traditional crafts, bearing front, increased stability

- 采用部分进口配件，延长使用寿命

Using some of the imported parts, lengthen service life

- 机壳采用优质铝合金一次性压铸成型，零部件的加工在切削加工中完成，保证精度改进传统工艺


The shell adopts the high quality aluminum alloy one-time die-casting molding, machining parts

Completed in the cutting process, ensure the accuracy improvement of traditional technology

- 叶轮的设计经过精确计算论证，使同功率下性能比同类产品提高 20%

The design of the impeller through the accurate calculation of argumentation, the performance under the same power ratio

Similar products increased by 20%



性能優勢

The performance advantages

- 100%无油，无水压缩，所有的气环真空泵的电机均为 IP55 的防护等级，F 级绝缘
 - 双频（50/60HZ）及宽电压能满足几乎世界上所有地区的电压等级，轴承外置设计，能承受较高的工作温度，提高了运行可靠性和使用寿命
 - 引进变频驱动新概念，比用普通电机驱动的性能最大可以提高到 300% ，叶轮与泵体间的独特的密封形式减少气体压缩过程中的压力损失
 - 泵壳、叶轮采用压铸模具成型，坚固耐用，散热优良，采用德国、日本进口精密机床加工切割，保证精度与品质，气泵表面经过防护漆处理
 - 产品经过严格机械、电气等各方面性能测试，采用 PROE、UG 、 CAD 等电脑辅助设计软件和运动模拟仿真演示
-
- 100% oil free compressed gas, water ring vacuum pump, motor, all are the protection class IP55, class F insulation
 - dual frequency (50/60HZ) and wide voltage can meet almost all regions of the world the voltage level, the external design of the bearing, can bear high working temperature, improves the reliability and service life
 - the introduction of variable frequency drive new concept, than the maximum performance can be driven by a common motor is improved to 300%, impeller and pump body seal forms the unique reduced pressure gas pressure loss in the process of compression
 - pump casing, impeller die-casting molding, sturdiness and durability, excellent heat dissipation, imported Japan Germany, precision machine tool cutting, ensure the accuracy and quality, air pump through the surface of protective paint processing
 - products through the strict mechanical, electrical performance test, simulation demonstrate the use of PROE, UG, CAD and other computer aided design software and motion

规格齐全 享誉全球

Specifications complete, famous all over the world

- 多达 100 多种的产品型号可满足您各种具体应用的要求，采用宽电压双频（50/60HZ）电机，防护等级 IP55（绝缘等级 F 级），在世界的任何地方，都可以应用风环真空泵。并且无论是在欧洲、中东、东南亚，能在很短的时间内交货，我们批量库存的产品可以随时满足您的需求。
- as many as 100 kinds of products can meet your specific application of various requirements, with wide voltage frequency (50/60HZ) motor, protection class IP55 (class F insulation), anywhere in the world, can be applied to wind morale ring vacuum pump. whatever in Europe, Middle East, Southeast Asia, can be delivered in a very short period of time, our volume inventory of products can meet your needs.

变频驱动 高效节能

variable frequency drive energy efficiency

- 当在电机或控制柜上直接安装一个变频率，同样型号的气环真空泵、压缩机可以在节能的同时处理更多流量的气体。这是由于精确的控制系统总能提供您需要的准确动力，从而避免额外的气量消耗，使系统运行费用大大减低。
- directly when installing a variable frequency motor or the control cabinet, the gas ring vacuum pump, compressor of the same type can handle more traffic in energy saving at the same time. This is because always precise control system to provide accurate power you need, so as to prevent additional gas consumption, the system running cost greatly reduced.

灵活的安裝方式

Flexible installation

- 能按任何轴向安装, 没有任何限制, 这意味着降低了空间要求和安装费用
- can be mounted in any direction, without any restrictions, which means that reduces the space requirements and installation costs

全面的质量管理

Total quality management

- 根据 ISO9001:2000 的标准, 总是把质量和客户满意放在第一位, 从最初的设计、开发、生产、订单处理以及随后的顾客支持, 我们总是提供给你最好的、遍及整个产品全部周期的系统服务。产品的技术进步和市场成功与它的高质量是密不可分。为了保证产品的高质量, 从产品的设计到供货, 已建立了用于监督生产各个环节的可靠的质量保证系统。这个质量保证系统符合相关的标准约定, 并通过 ISO9001 认证, 满足全世界的要求。同时欢迎 OEM, ODM 等定制品开发, 针对客户的使用要求和场合开发满意的新产品。
- according to the standard of ISO9001:2000, wind, always put the quality and customer satisfaction in the first place, from the initial design, development, production, order processing and subsequent customer support, we will always provide you the best service, system throughout the product cycle. Technology progress and market success of wind and products with its high quality is inseparable. In order to guarantee the high quality of products, from product design to delivery, wind, have been established for the reliable quality of each link of supervision to ensure production system. The quality assurance system in conformity with the agreed standards, and through the ISO9001 certification, to meet the requirements of the world. Also welcome OEM, ODM set product development, new product usage requirements and situations develop satisfactory.

最高压差 4PB

- 我们富有革命的 4PB 气环真空泵能产生高达 1,000mbar 的压差——远远高于其它任何的气环式压缩机。截止目前，能产生压差范围的其它系统要比我们的 4PB 体积更庞大，噪音更高，而且容易磨损。现在，除了拥有低噪音，无磨损等这些优点外，我们的 4PB 还能在更苛刻的条件下应用。我们的工程师和设计者们还在不断努力以使我们的产品变得更加安静。4PB 气环真空泵能在不停机维护的条件下连续工作 20,000 小时。
- our revolutionary 4PB gas ring vacuum pumps can generate up to 1000mbar of differential pressure --- far higher than any other of the gas piston compressor. At present, the other system can produce pressure range than our 4PB volume larger, more noise, and easy to wear. Now, in addition to having low noise, no wear etc. these advantages, our 4PB can also be used in more severe conditions. Our engineers and designers are trying to make our products become more quiet. 4PB gas ring vacuum pump can work continuously for 20000 hours without downtime maintenance conditions.



→ 如何选型

How to select model

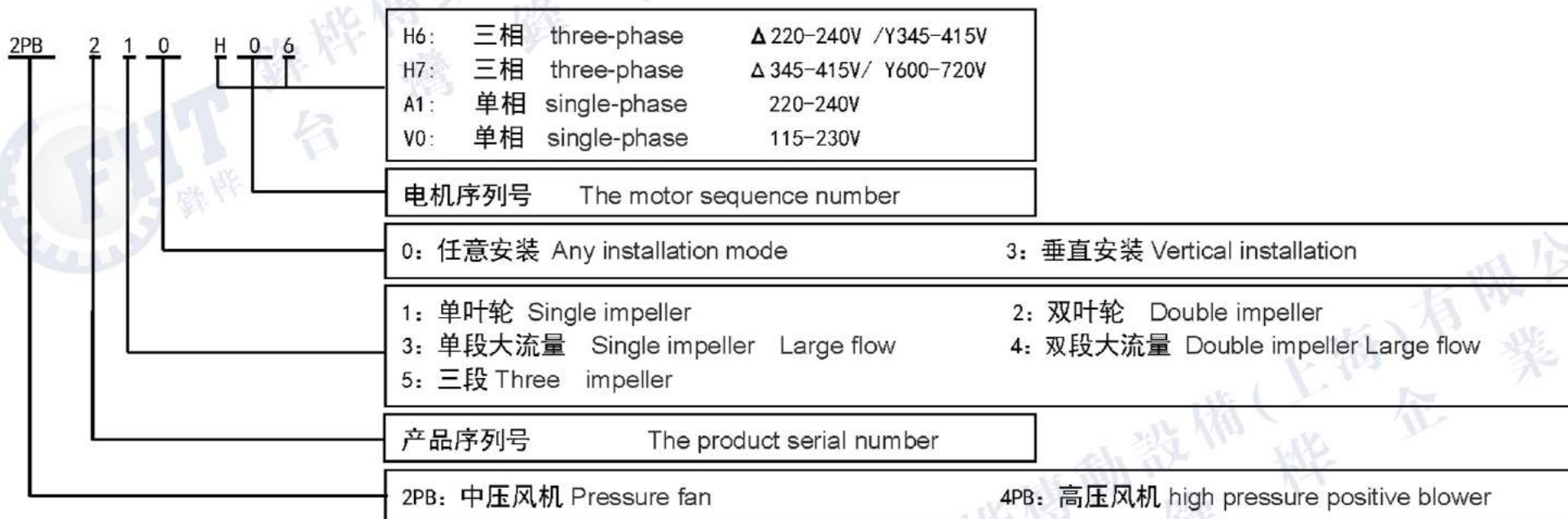
气泵选型有哪些型号、参数? / *air pump selection which models, parameters?*

如何选出性能最匹配的产品? / *How to select the most matching performance products?*



型号说明

demonstration of the type



● 绝对压力 absolute pressure

绝对压力是以理想真空（绝压为零）为基准而得到的测量值。所以绝压是比参考值大

Absolute pressure in vacuum (absolute pressure is zero) as the reference and the measured values obtained. So the pressure is greater than the reference value

● 表 压 Gauge pressure

表压是指高于标准大气压力的测量值。即以标准大气为基准，因此实际测量值总是比基准值大

Gauge pressure is that measurement is higher than the standard atmospheric pressure value. The standard atmosphere for reference, so the actual measured value is larger than the reference value

● 真空度 vacuum degree

真空度是指低于标准大气压力的测量值。测量基准仍为标准大气压，所以实际测量值小

The vacuum is that measurement is lower than standard atmospheric pressure value. Measurement benchmark is still the standard atmospheric pressure, so the actual measured value

● 换算表 conversion table

风量 Air volume		
初始单位	换算因子	目标单位
The initial unit	conversion constant	Target unit
l/min	0.06	m ³ /h
gal/min	0.227	m ³ /h
ft ³ /min (cfm)	1.699	m ³ /h
m ³ /h	16.667	l/min
m ³ /h	4.403	gal/min
m ³ /h	0.588	ft ³ /min (cfm)

压力 Pressure		
初始单位	换算因子	目标单位
The initial unit	conversion constant	Target unit
Pa	0.01	mbar
hpa	1.0	mbar
kpa	10.0	mbar
mmH2O (mmAq)	0.098	mbar
mH2O	98.07	mbar
at	980.7	mbar
inchH2O	2.491	mbar
PSI pdf/in2	68.948	mbar

选型及使用需知

Selection and use of knowledge

1. DIN VDE 0105 或 IGC 364 规定，非资格人员不得从事电气设备的工作。

资格人员:是指有厂区安全负责人授权的人员。他们根据自有的培训、经验、相关标准的知识及对事故预防的能力来完成某项必要的工作，同时能意识到潜在的危险并采取必要的防范措施。有必要的生命急救知识，熟悉相关的生命救护设备。

DIN VDE 0105 or IGC 364 regulations, non qualified personnel shall not be engaged in electrical equipment work. Qualified personnel: refers to the factory safety responsible person authorized personnel. According to their own training, experience, knowledge and ability related standards on prevention of accidents to complete a necessary work, and to realize the potential The risk and take the necessary preventive measures.

It is necessary to life first aid knowledge, familiar with the life rescue equipment related.

2. 随设备而来的操作说明书不可能包含所有涉及要素的详细信息，尤其不可能把每一种可能的安装，操作及维护方式都涉及到。因此这些操作手册只包括能让资格人员正确操作机器或设备的必要信息。因此有必要澄清一下，如果缺乏产品的详细参数，或有相关操作等疑问，请根据此产品的设备类型和加工代号，联系我们。

Came with the equipment operating instructions may not contain detailed information all of the factors related, in particular, can not put every possible installation, are related to the operation and maintenance of way. The manual includes only can let the qualification Information necessary for correct operation personnel of machines or equipment. Therefore, it is necessary to clarify, if lack of detailed parameters of products, or related questions, please according to the type of equipment and processing code for this product, contact us

3. 公差: 电机符合DIN EN 60 034/DIN IEC 34-1 标准，绝缘等级F。

Tolerance standard: motor meets the standard of DIN EN 60 034/DIN IEC 34-1, insulation class F.

4. 在选型时注意,要根据使用现场的具体情况,是侧重于流量还是压力等相关因素,选择最合适,性价比最高,最节省能源的方案。必要时使用释压阀、过滤器等辅助配件,以便更好的发挥设备的性能和匹配现场。

in the selection of attention when, according to the specific circumstances of the scene, is focused on the flow or pressure and other related factors, choose the most suitable, cost-effective, the energy is saved. The use of pressure release valve, filter when necessary And other auxiliary parts, in order to better play the performance of equipment and matching field.

5. 启动前及启动准备检查紧固件有无松动、脱落,外壳不变形错位,完好无损/接线方式、电源电压等符合要求/外壳接地,安装漏电保护器/检查电机转向是否正确正常运转时,应平稳、震动、温升噪音均正常

Start up and ready to check the fastener without loosening, shed off 5 before the start, shell not deformation dislocation, intact / wiring, power supply voltage, meet the requirement / shell grounding, installation of leakage protector / check the shift motors Ensure normal operation should be smooth, vibration, noise, temperature rise were normal

6. 气泵在运转过程中,如出现噪音异常增大、尖叫、振动加大、温度异常升高应立即切断电源进行检查,待故障排除后再通电运转
- pump during operation, such as noise, vibration, increase the abnormal increase of screaming, abnormal temperature rise should be cut off the power supply immediately checked, troubleshooting to be re energized.

严禁气泵在有连接管道的情况下进行通电启动!

No air pump in a connection pipeline of start power!

严禁进气口采用硬链接,必须采用软连接!

No inlet using hard links, must use soft connection!



2PB2 / 1AC (单、双级)气环真空泵型号及性能参数表 (IP55 50/60HZ)

2PB2 / 1AC (Single, double impeller) Gas ring vacuum pump models and the performance parameters table (IP55 50/60HZ)

型号(2PB) Model	单级	马达额定参数				最大	额定	额定	噪音 noises dB(A)	重量 Weight Kg
	双级	频率	功率	电压	电流	排吸流量	真空压力	压缩压力		
	single	frequency	power	voltage	current	Max airflow	rated Vacuum	rated compress		
	double	HZ	KW	V	A	m3/h	mbar	mbar		
210 A11	单	50	0.4	220-240V	2.7	80	-120	130	53	10
		60	0.5	220-240V	3.2	98	-150	160	56	
220 A11	双	50	0.7	220-240V	4.5	88	-210	240	55	16
		60	0.83	220-240V	5.6	103	-250	250	61	
230 A11	单	50	0.4	220-240V	2.7	100	-110	110	54	11
		60	0.5	220-240V	3.0	120	-130	140	57	
310 A01	单	50	0.55	220-240V	3.7	95	-120	130	57	13
		60	0.62	220-240V	4.9	110	-120	130	60	
310 A11	单	50	0.7	220-240V	4.8	100	-150	150	55	14
		60	0.8	220-240V	4.1	120	-150	160	57	
320 A31	双	50	1.3	220-240V	7.3	120	-240	280	58	17
		60	1.5	220-240V	8.3	145	-230	260	60	
330 A11	单	50	0.7	220-240V	4.8	145	-100	100	56	14
		60	0.8	220-240V	4.1	165	-110	100	58	
410 A01	单	50	0.7	220-240V	4.5	145	-120	120	63	15
		60	0.83	220-240V	5.6	175	-130	130	64	
410 A11	单	50	0.85	220-240V	5	145	-160	160	63	16
		60	0.95	220-240V	5.8	175	-160	160	64	
410 A21	单	50	1.3	220-240V	7.3	145	-170	200	63	17
		60	1.5	220-240V	7.8	175	-210	220	64	
420 A21	双	50	1.3	220-240V	7.5	150	-255	255	66	25
		60	1.5	220-240V	8	180	-290	280	69	

2PB2 / 1AC (单、双级)气环真空泵型号及性能参数表 (IP55 50/60HZ)

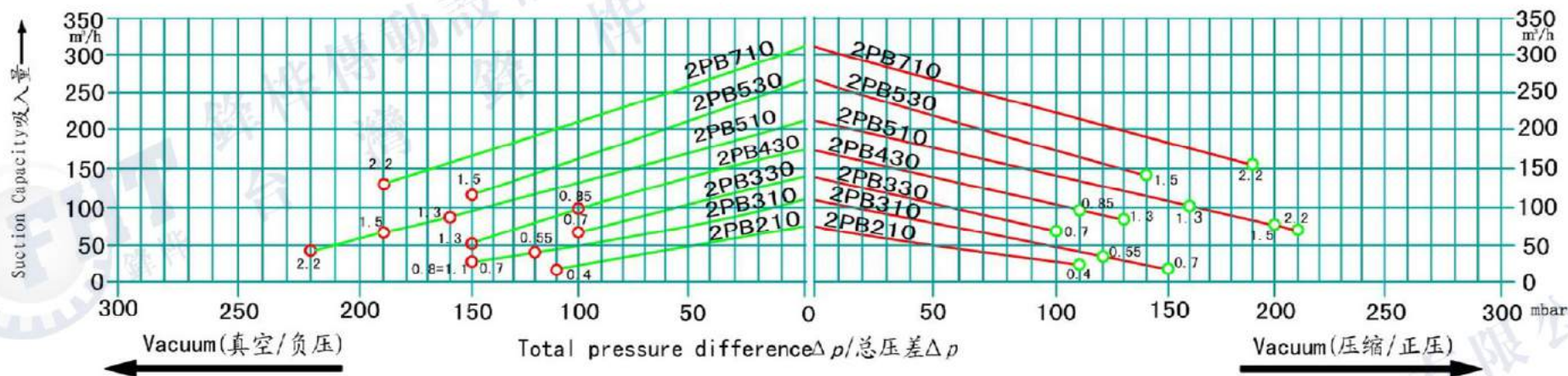
2PB2 / 1AC (Single, double impeller) Gas ring vacuum pump models and the performance parameters table (IP55 50/60HZ)

型号(2PB) Model	单级	马达额定参数				最大	额定	额定	噪音 noises	重量 Weight
	双级	频率	功率	电压	电流	排吸流量	真空压力	压缩压力		
	single	frequency	power	voltage	current	Max airflow	rated Vacuum	rated ccompress		
	double	HZ	KW	V	A	m3/h	mbar	mbar		
420 A31	双	50	1.5	220-240V	9	150	-260	260	66	28
		60	1.75	220-240V	9.5	180	-300	290	69	
420 A41	双	50	2.2	220-240V	10	150	-265	265	66	31
		60	2.55	220-240V	11	180	-310	300	69	
430 A11	双	50	0.85	220-240V	5.2	180	-100	110	64	16
		60	0.95	220-240V	5.8	210	-100	110	66	
430 A21	双	50	1.3	220-240V	7.3	180	-150	140	64	17
		60	1.5	220-240V	8.3	210	-140	130	66	
510 A21	单	50	0.85	220-240V	5	210	-160	160	64	20
		60	0.95	220-240V	5.8	255	-145	140	70	
510 A01	单	50	1.3	220-240V	7.3	210	-170	170	64	22
		60	1.5	220-240V	7.5	255	-150	140	70	
510 A11	单	50	1.5	220-240V	9	210	-200	190	64	24
		60	1.75	220-240V	9.5	255	-220	210	70	
510 A21	单	50	2.2	220-240V	10	210	-220	210	64	26
		60	2.55	220-240V	11	255	-240	230	70	
530 A21	单	50	1.5	220-240V	10.4	270	-150	140	65	26
		60	1.75	220-240V	11.2	330	-120	110	71	
610 A11	单	50	2.2	220-240V	10	270	-230	250	64	30
		60	2.55	220-240V	11	315	-250	270	70	
710 A11	单	50	2.2	220-240V	12.8	318	-190	190	72	30
		60	2.55	220-240V	12.8	376	-190	200	74	

2PB2 真空压缩选型曲线 1AC / Vacuum compression type curve

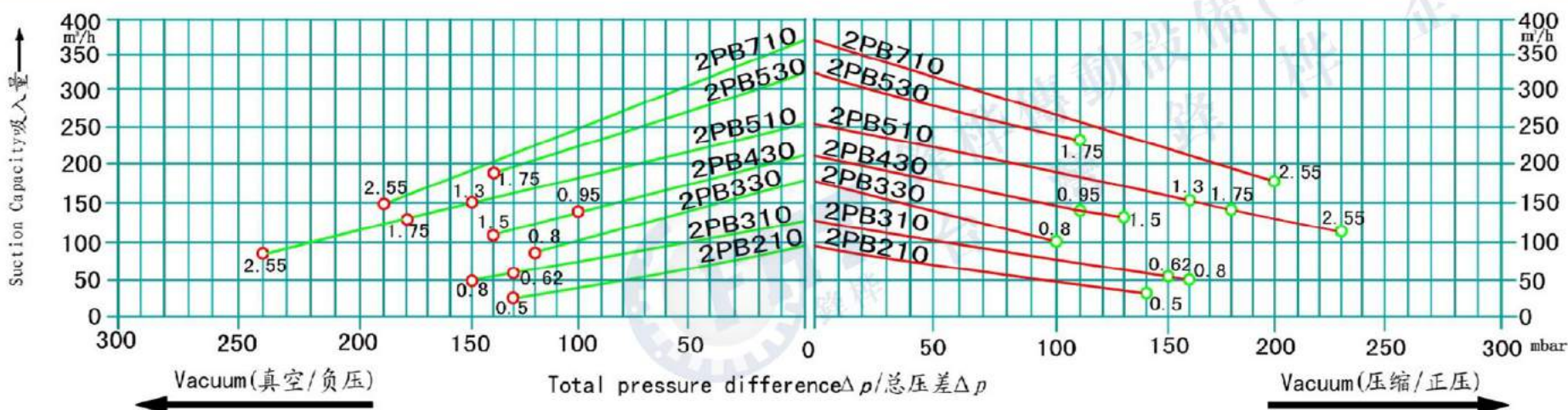
Vacuum Selection diagram 50 Hz—真空选型图表 50 Hz

Compressor Selection Diagram 50 Hz—压缩选型图表 50 Hz



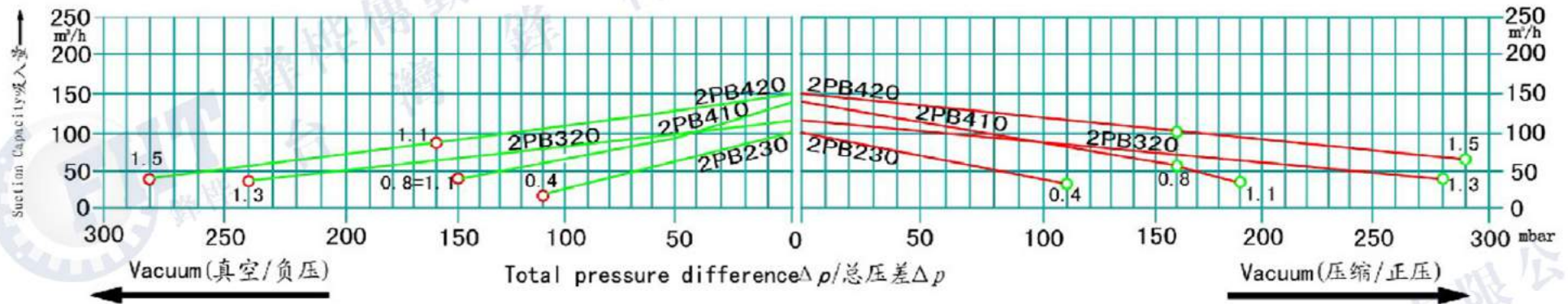
Vacuum Selection diagram 60 Hz—真空选型图表 60 Hz

Compressor Selection Diagram 60 Hz—压缩选型图表 60 Hz

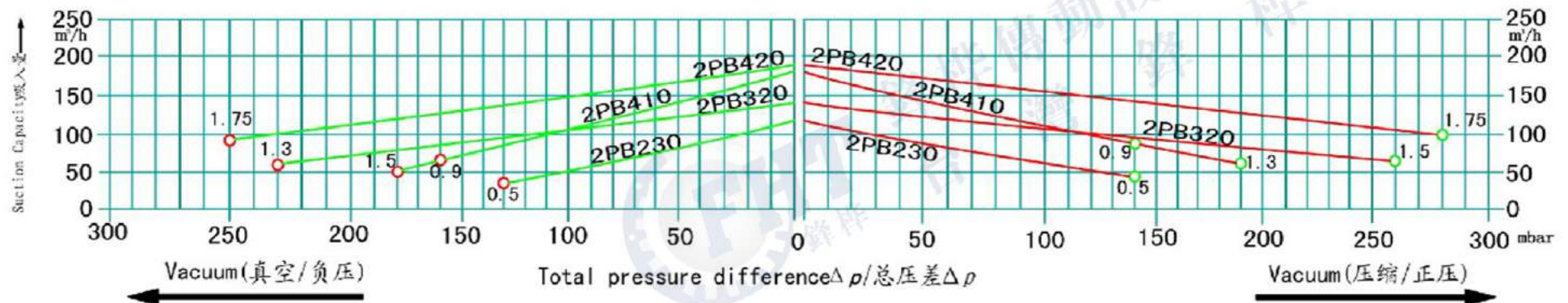


2PB2 真空壓縮选型曲线 1AC Vacuum compression type curve

Vacuum Selection diagram 50 Hz—真空选型图表 50 Hz Compressor Selection Diagram 50 Hz—压缩选型图表 50 Hz



Vacuum Selection diagram 60 Hz—真空选型图表 60 Hz Compressor Selection Diagram 60 Hz—压缩选型图表 60 Hz



2PB2 / 3AC (单、双级) 气环真空泵型号及性能参数表 (IP55 50/60HZ)

2PB2 / 3AC (Single, double impeller) Gas ring vacuum pump models and the performance parameters table (IP55 50/60HZ)

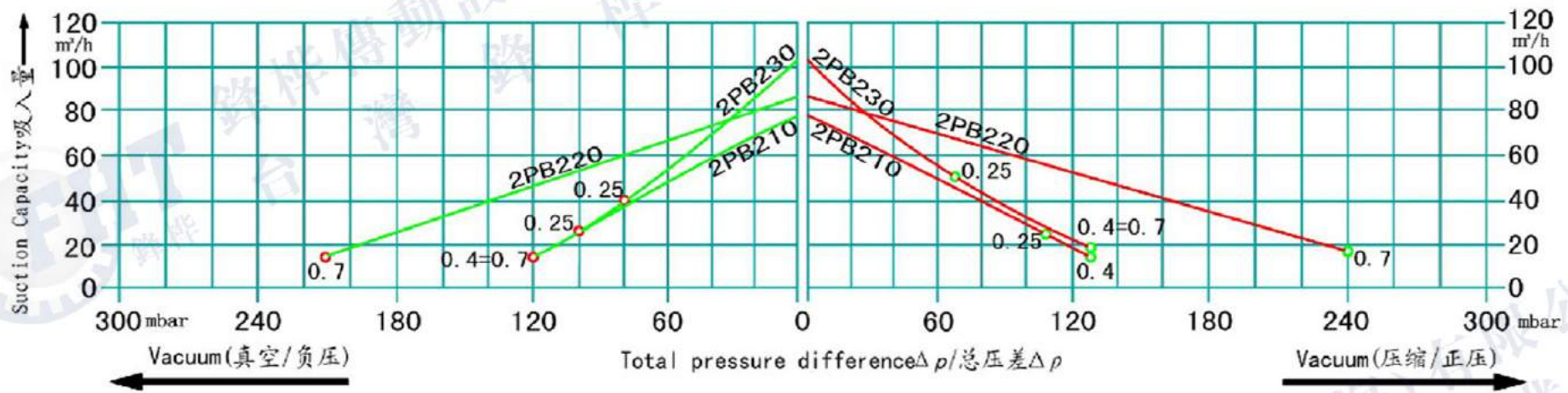


型号 (2PB2 3AC) Model	单级	马达参数					最大	额定	额定	噪音	重量
	双级	频率	功率	额定电压		额定电流	排吸流量	真空压力	压缩压力		
	single	frequency	power	voltage		current	Max airflow	ratedVacuum	rated compress	noises	Weight
	double	HZ	KW	V		A	m3/h	mbar	mbar	dB(A)	Kg
2PB 210 H16	单	50	0.4	200-240 Δ	345-415Y	2.6 Δ /1.5Y	80	-120	130	53	10
		60	0.5	220-275 Δ	380-480Y	2.6 Δ /1.5Y	98	-150	160	56	
2PB 230 H16	单	50	0.4	200-240 Δ	345-415Y	2.6 Δ /1.5Y	105	-120	130	54	11
		60	0.5	220-275 Δ	380-480Y	2.6 Δ /1.5Y	120	-150	160	57	
2PB 230 H26	单	50	0.7	200-240 Δ	345-415Y	3.8 Δ /2.2Y	105	-120	140	54	12
		60	0.83	220-275 Δ	380-480Y	3.8 Δ /2.2Y	120	-160	180	57	
2PB 220 H26	双	50	0.7	200-240 Δ	345-415Y	3.8 Δ /2.2Y	85	-210	240	55	15
		60	0.83	220-275 Δ	380-480Y	3.75 Δ /2.15Y	102	-250	250	61	

2PB2 真空壓縮选型曲线 3AC / Vacuum compression type curve

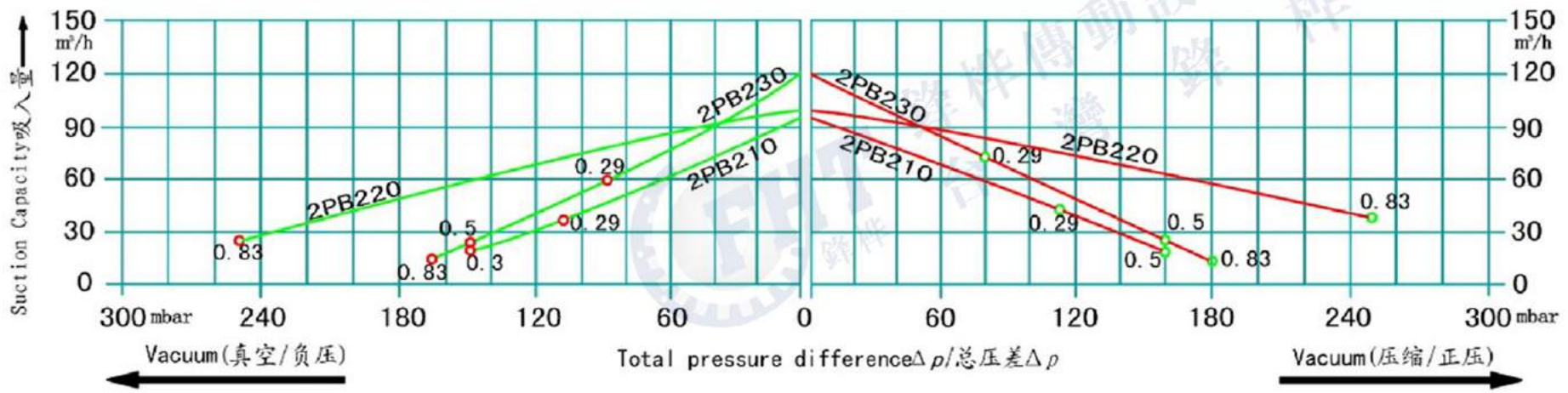
Vacuum Selection diagram 50 Hz—真空选型图表 50 Hz

Compressor Selection Diagram 50 Hz—压缩选型图表 50 Hz



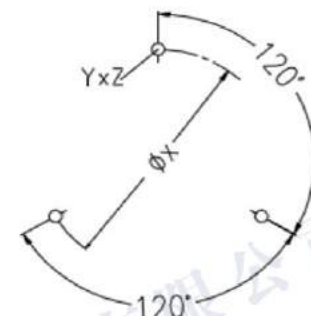
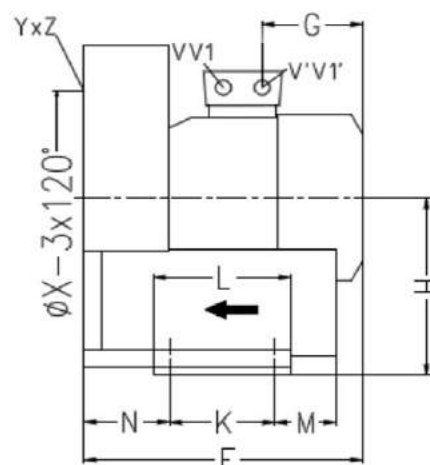
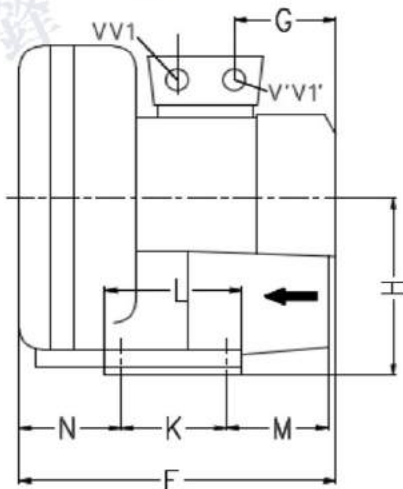
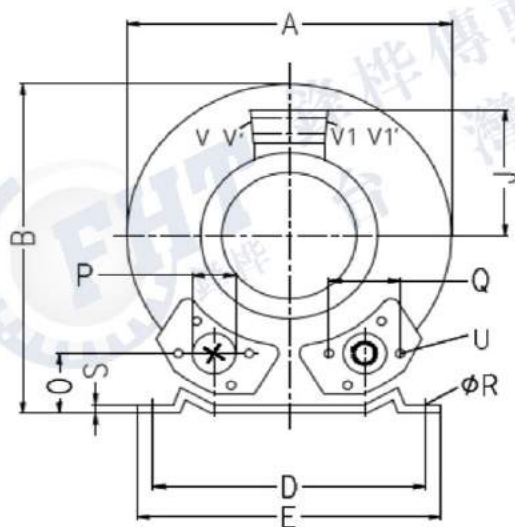
Vacuum Selection diagram 60 Hz—真空选型图表 60 Hz

Compressor Selection Diagram 60 Hz—压缩选型图表 60 Hz



2PB2 单级安装尺寸 / Single stage mounting dimensions

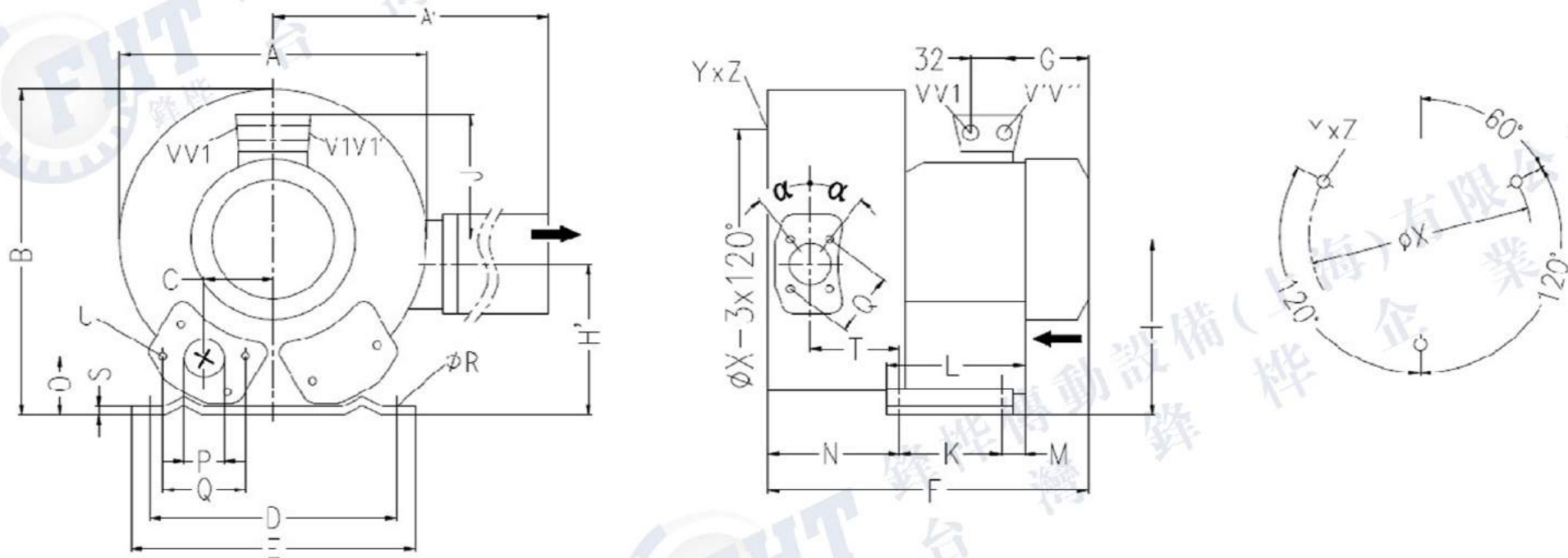
210/230



型号 Type	相位	A	B	C	D	E	F	G	H	J	K	L	M	N	O	P	Q	φR	S	U	V(1~)	V'(1~)	V1(3~)	V1'(3~)	YxZ	X-Holes	φX
2PB 210-H06	3~	246	247	90	205	230	219	92	128	101	83	108	75	71	39	G1 _{1/4}	64	10	3	M6x17			M25x1.5	M16x1.5	M6x15	0°/120°/240°	140
2PB 210-H16	3~	246	247	90	205	230	256	135	128	111	83	108	75	71	39	G1 _{1/4}	64	10	3	M6x19			M25x1.5	M16x1.5	M6x15	0°/120°/240°	140
2PB 230-H06	3~	246	247	90	205	230	242	102	128	101	83	108	75	82	39	G1 _{1/4}	64	10	3	M6x21			M25x1.5	M16x1.5	M6x15	0°/120°/240°	140
2PB 230-H16	3~	246	247	90	205	230	267	135	128	111	83	108	75	82	39	G1 _{1/4}	64	10	3	M6x22			M25x1.5	M16x1.5	M6x15	0°/120°/240°	140
2PB 230-H26	3~	246	247	90	205	230	267	135	128	111	83	108	75	82	39	G1 _{1/4}	64	10	3	M6x23			M25x1.5	M16x1.5	M6x15	0°/120°/240°	140
2PB 210-A11	1~	246	247	90	205	230	256	135	128	111	83	108	75	71	39	G1 _{1/4}	64	10	3	M6x20	M16x1.5	M25x1.5			M6x15	0°/120°/240°	140
2PB 230-A11	1~	246	247	90	205	230	267	135	128	111	83	108	75	82	39	G1 _{1/4}	64	10	3	M6x25	M16x1.5	M25x1.5			M6x15	0°/120°/240°	140

2PB2 雙級安裝尺寸 / Two stage mounting dimensions

220



型號 Type	相位	A	A'	B	C	D	E	F	G	H	H'	J	K	L	M	N	O	P	Q	φR	S	T	U	V(1~)	V'(1~)	V1(3~)	V1'(3~)	α	φX	YxZ	X-Holes
2PB 220-H26	3~	284	316	270	45	205	230	316	135	128	106	111	83	108	75	130	39	G1 _{1/4}	64	10	2.5	88	M6x17			M25x1.5	M16x1.5	27°	140	M6x15	51° /171° /291°

2PB3 / 3AC (单、双级)气环真空泵型号及性能参数表 (IP55 50/60HZ)

2PB3 / 3AC (Single, double impeller) Gas ring vacuum pump models and the performance parameters table (IP55 50/60HZ)

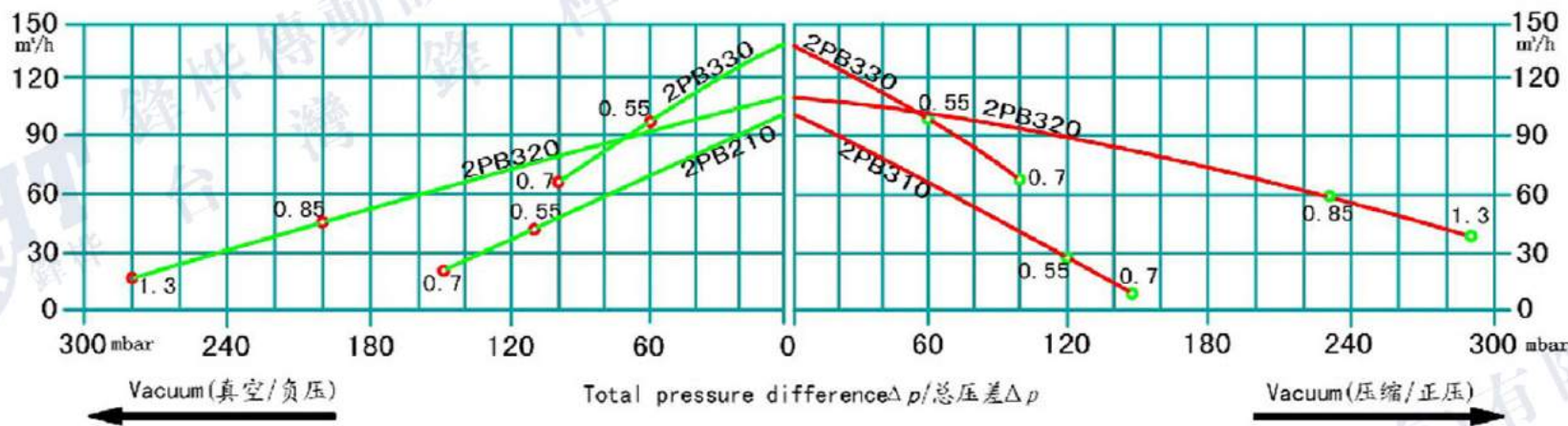


型号 (2PB3 3AC) Model	单级	马达参数					最大	额定	额定	噪音	重量
	双级	频率	功率	额定电压		额定电流	排吸流量	真空压力	压缩压力		
	single	frequency	power	voltage		current	Max airflow	rated Vacuum	rated compress	noises	Weight
	double	HZ	KW	V		A	m3/h	mbar	mbar	dB(A)	Kg
2PB 310 H06	单	50	0.55	200-240 Δ	345-415Y	2.8 Δ /1.6Y	100	-110	120	55	11
		60	0.63	220-275 Δ	380-480Y	3.0 Δ /1.7Y	120	-110	120	57	
2PB 310 H16	单	50	0.7	200-240 Δ	345-415Y	3.8 Δ /2.2Y	100	-150	150	55	12
		60	0.83	220-275 Δ	380-480Y	3.8 Δ /2.2Y	120	-150	140	57	
2PB 330 H06	单	50	0.55	200-240 Δ	345-415Y	2.8 Δ /1.6Y	140	-60	60	56	12
		60	0.63	220-275 Δ	380-480Y	3.0 Δ /1.7Y	165	-50	50	58	
2PB 330 H16	单	50	0.7	200-240 Δ	345-415Y	3.8 Δ /2.2Y	140	-100	100	56	13
		60	0.83	220-275 Δ	380-480Y	3.8 Δ /2.2Y	165	-115	100	58	
2PB 320 H26	双	50	0.85	200-240 Δ	345-415Y	4.2 Δ /2.4Y	110	-200	230	58	17
		60	0.95	220-275 Δ	380-480Y	4.0 Δ /2.3Y	130	-240	240	60	
2PB 320 H36	双	50	1.3	200-240 Δ	345-415Y	5.7 Δ /3.3Y	110	-280	290	58	18
		60	1.5	220-275 Δ	380-480Y	6.0 Δ /3.5Y	130	-300	400	60	

2PB3 真空壓縮选型曲线 3AC / Vacuum compression type curve

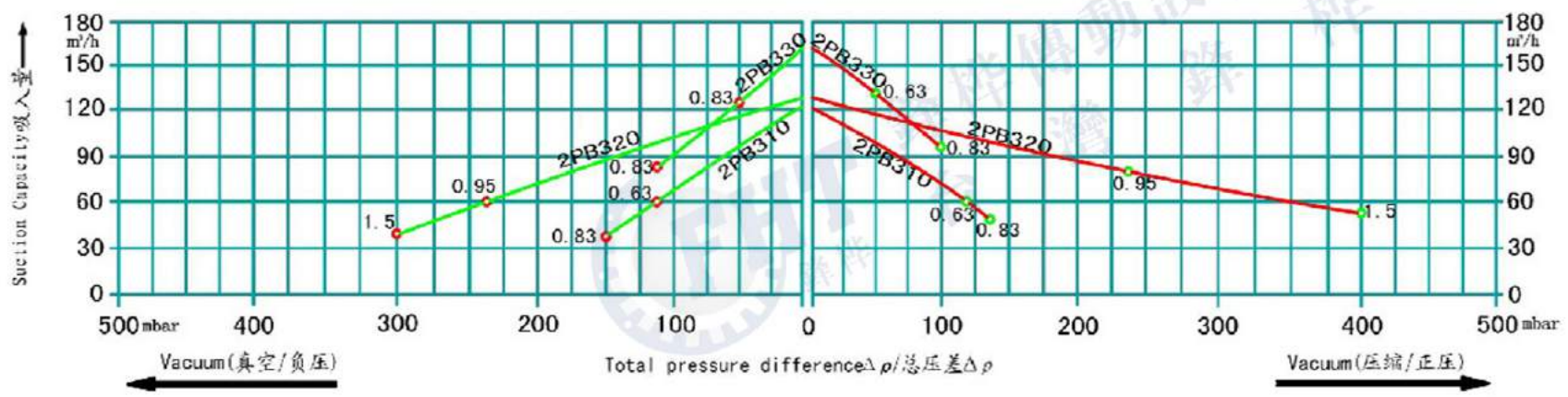
Vacuum Selection diagram 50 Hz—真空选型图表 50 Hz

Compressor Selection Diagram 50 Hz—壓縮选型图表 50 Hz



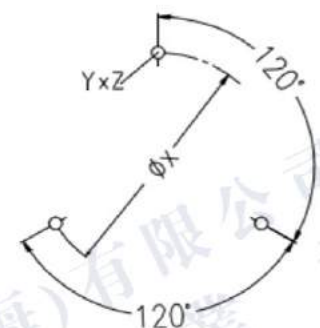
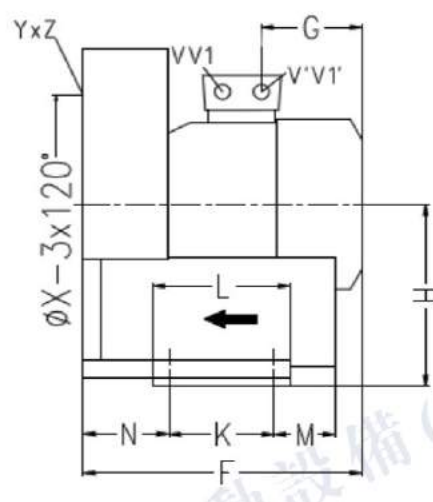
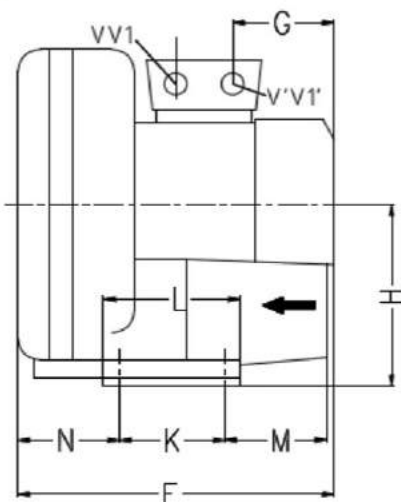
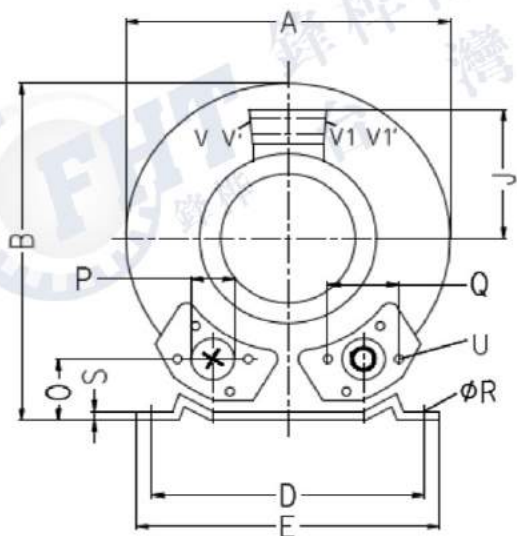
Vacuum Selection diagram 60 Hz—真空选型图表 60 Hz

Compressor Selection Diagram 60 Hz—壓縮选型图表 60 Hz



2PB3 单级安装尺寸 / Single stage mounting dimensions

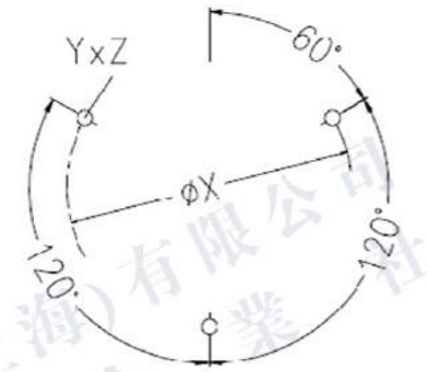
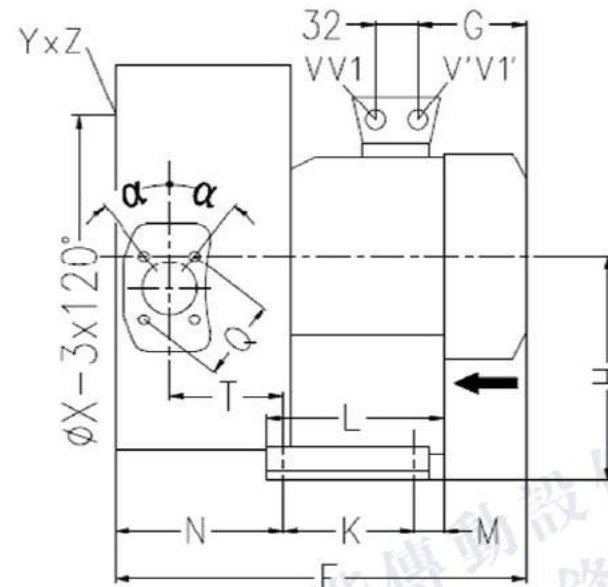
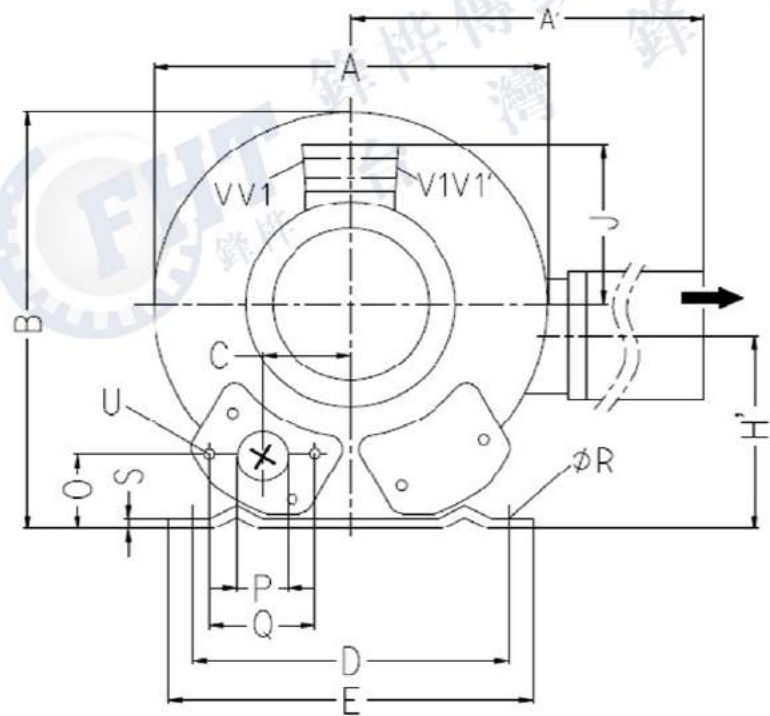
310/330



型号 Type	相位	A	B	C	D	E	F	G	H	J	K	L	M	N	O	P	Q	φR	S	U	V(1~)	V'(1~)	V1(3~)	V1'(3~)	YxZ	X-Holes	φX
2PB 310-H06	3~	268	272	93	205	2	260	92	141	101	83	108	82	69	41	G _{1/4}	64	10	3	M6x17			M25x1.5	M16x1.5	M6x15	0°/120°/240°	160
2PB 310-H16	3~	268	272	93	205	2	260	92	141	101	83	108	82	69	41	G _{1/4}	64	10	3	M6x17					M6x15	0°/120°/240°	160
2PB 330-H06	3~	268	272	93	205	2	276	92	141	101	83	108	82	85	41	G _{1/4}	64	10	3	M6x17			M25x1.5	M16x1.5	M6x15	0°/120°/240°	160
2PB 330-H16	3~	268	272	93	205	2	276	92	141	101	83	108	82	85	41	G _{1/4}	64	10	3	M6x17			M25x1.5	M16x1.5	M6x15	0°/120°/240°	160
2PB 310-A01	1~	268	272	93	205	2	260	92	141	101	83	108	82	69	41	G _{1/4}	64	10	3	M6x17	M25x1.5	M16x1.5			M6x15	0°/120°/240°	160
2PB 310-A11	1~	268	272	93	205	2	260	92	141	101	83	108	82	69	41	G _{1/4}	64	10	3	M6x17	M25x1.5	M16x1.5			M6x15	0°/120°/240°	160
2PB 330-A11	1~	268	272	93	205	2	276	92	141	101	83	108	82	85	41	G _{1/4}	64	10	3	M6x17	M25x1.5	M16x1.5			M6x15	0°/120°/240°	160

2PB3 雙級安裝尺寸 / Two stage mounting dimensions

320



型号 Type	相位	A	A'	B	C	D	E	F	G	H	H'	J	K	L	M	N	O	P	Q	φR	S	T	U	V(1~)	V'(1~)	V1(3~)	V1'(3~)	α	φX	YxZ	X-Holes
2PB 320-H36	3~	293	324	286	47	205	230	354	160	141	114	120	83	108	82	138	41	G1 _{1/4}	64	10	2.5	92	M6x17			M25x1.5	M16x1.5	27°	160	M6x15	51° / 171° / 291°
2PB 320-A31	1~	293	324	286	47	205	230	354	160	141	114	120	83	108	82	138	41	G1 _{1/4}	64	10	2.5	92	M6x17	M25x1.5	M16x1.5			27°	160	M6x15	51° / 171° / 291°



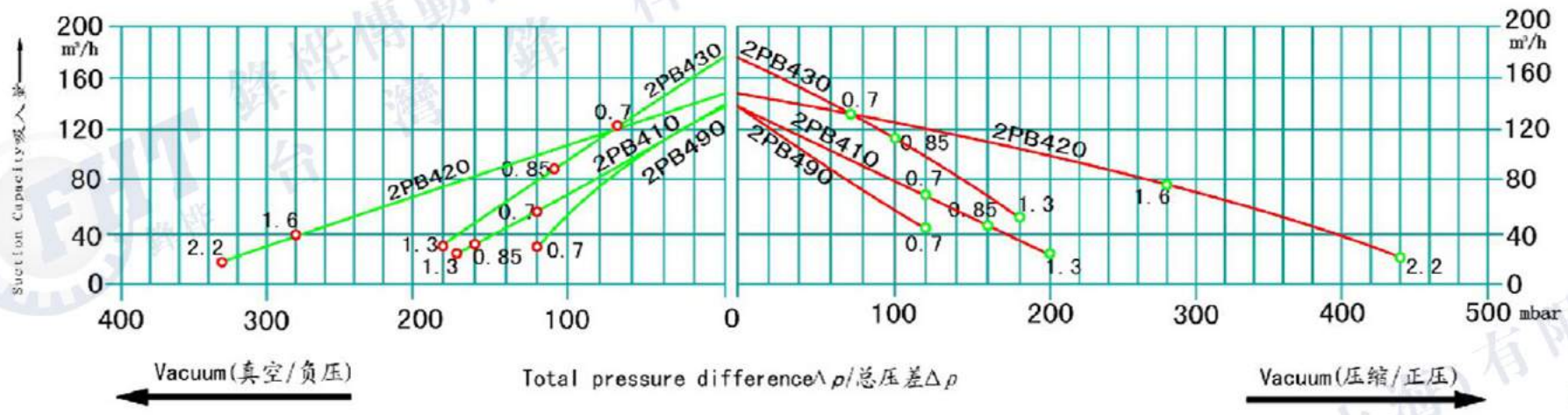
2PB4 /3AC (单、双级)气环真空泵型号及性能参数表 (IP55 50/60HZ)

2PB4/3AC (Single, double impeller) Gas ring vacuum pump models and the performance parameters table (IP55 50/60HZ)

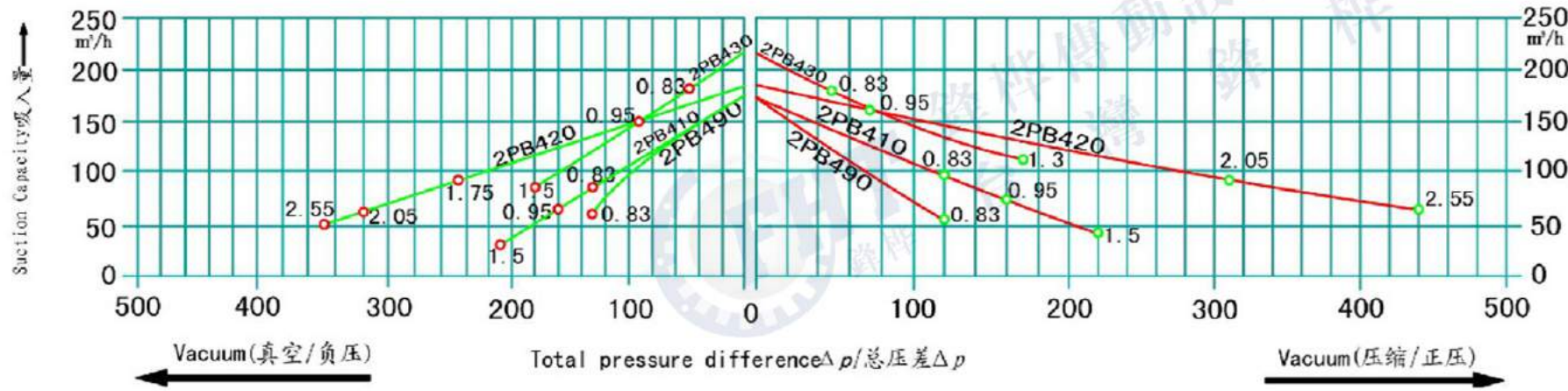
型号 (2PB4 3AC) Model	单级	马达参数				最大	额定	额定	噪音	重量	
	双级	频率	功率	额定电压		排吸流量	真空压力	压缩压力			
	single	frequency	power	voltage		current	Max airflow	rated Vacuum	rated compress	noises	Weight
	double	HZ	KW	V		A	m3/h	mbar	mbar	dB(A)	Kg
2PB 410 H06	单	50	0.7	200-240 Δ	345-415Y	3.8 Δ/2.2Y	145	-120	120	63	15
		60	0.83	220-275 Δ	380-480Y	3.75 Δ/2.15Y	175	-140	140	64	
2PB 410 H16	单	50	0.85	200-240 Δ	345-415Y	4.0 Δ/2.3Y	145	-160	160	63	17
		60	0.95	220-275 Δ	380-480Y	3.85 Δ/2.25Y	175	-160	160	64	
2PB 410 H26	单	50	1.3	200-240 Δ	345-415Y	5.7 Δ/3.3Y	145	-170	200	63	18
		60	1.5	220-275 Δ	380-480Y	6.0 Δ/3.5Y	175	-210	220	64	
2PB 430 H06	单	50	0.7	200-240 Δ	345-415Y	3.8 Δ/2.2Y	180	-70	70	64	14
		60	0.83	220-275 Δ	380-480Y	3.8 Δ/2.2Y	210	-50	50	65	
2PB 430 H16	单	50	0.85	200-240 Δ	345-415Y	4.2 Δ/2.4Y	180	-110	100	64	17
		60	0.95	220-275 Δ	380-480Y	4.0 Δ/2.3Y	210	-90	70	65	
2PB 430 H26	单	50	1.3	200-240 Δ	345-415Y	6.6 Δ/3.8Y	180	-180	180	64	18
		60	1.5	220-275 Δ	380-480Y	6.9 Δ/4.0Y	210	-180	170	65	
2PB 490 H16	单	50	0.70	200-240 Δ	345-415Y	2.5 Δ/1.4Y	140	-120	120	63	14
		60	0.83	220-275 Δ	380-480Y	2.7 Δ/1.6Y	175	-140	140	64	
2PB 420 H36	双	50	1.6	200-240 Δ	345-415Y	7.5 Δ/4.3Y	150	-280	280	66	25
		60	2.05	220-275 Δ	380-480Y	7.6 Δ/4.4Y	180	-320	310	69	
2PB 420 H46	双	50	2.2	200-240 Δ	345-415Y	9.7 Δ/5.6Y	150	-330	420	66	27
		60	2.55	220-275 Δ	380-480Y	10 Δ/5.8Y	180	-350	440	69	

2PB4 真空壓縮选型曲线 3AC / Vacuum compression type curve

Vacuum Selection diagram 50 Hz—真空选型图表 50 Hz Compressor Selection Diagram 50 Hz—压缩选型图表 50 Hz

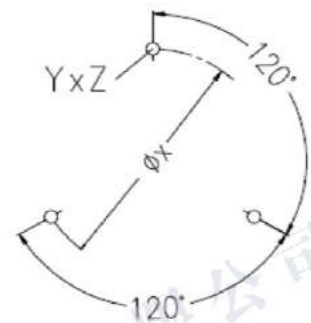
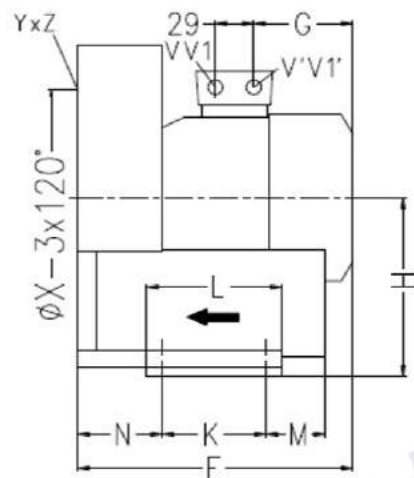
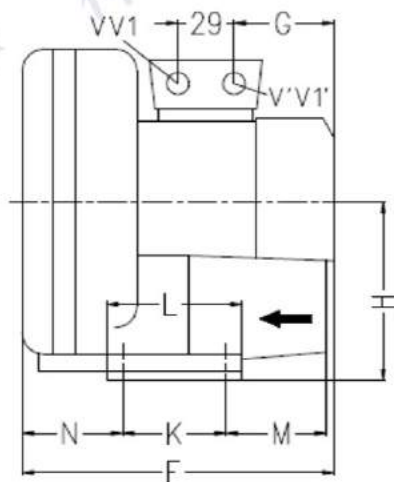
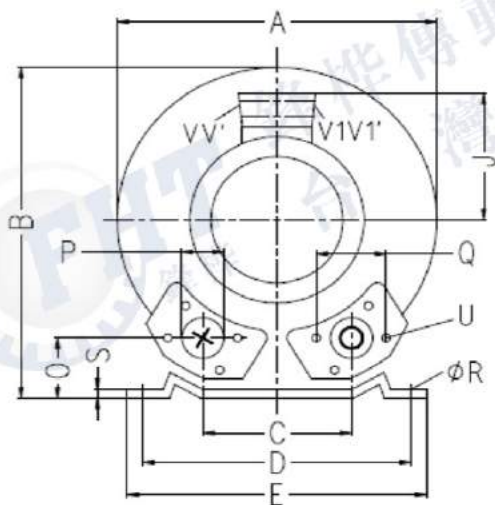


Vacuum Selection diagram 60 Hz—真空选型图表 60 Hz Compressor Selection Diagram 60 Hz—压缩选型图表 60 Hz



2PB4 单级安装尺寸 / Single stage mounting dimensions

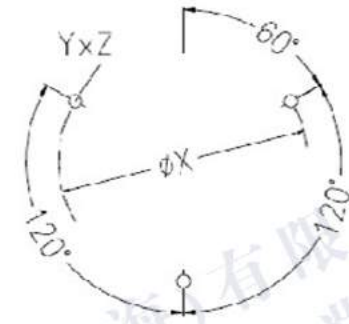
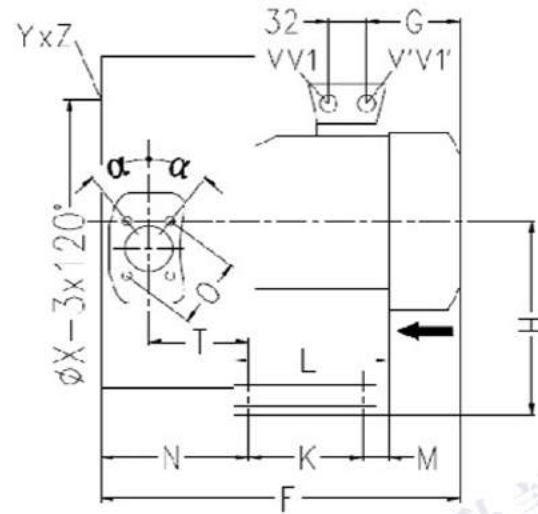
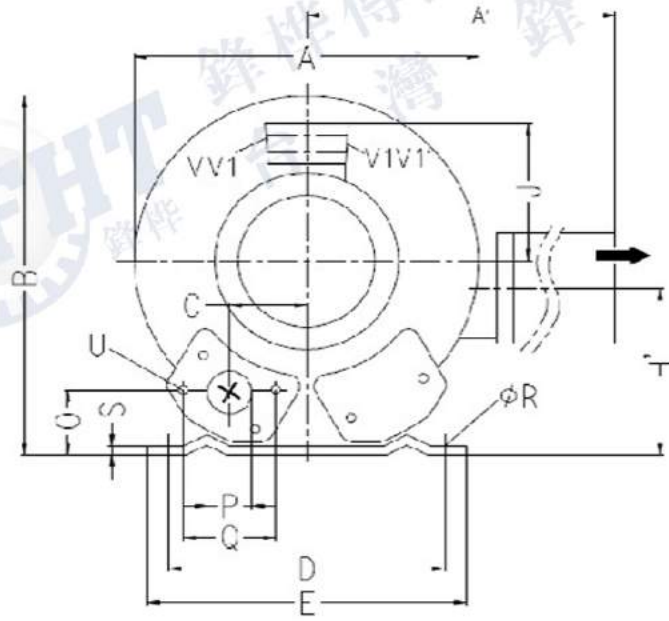
410/430/490



型号	相位	A	B	C	D	E	F	G	H	J	K	L	M	N	O	P	Q	φR	S	U	V(1~)	V'(1~)	V1(3~)	V1'(3~)	YxZ	X-Holes	φX
2PB 410-H06	3~	286	302	115	225	255	269	135	154	111	95	130	70	75	46	G _{1 1/2}	72	12	3	M6x19			M25x1.5	M16x1.5	M6x15	0°/120°/240°	174
2PB 410-H16	3~	286	302	115	225	255	292	160	154	120	95	130	70	75	46	G _{1 1/2}	72	12	3	M6x19			M25x1.5	M16x1.5	M6x15	0°/120°/240°	174
2PB 410-H26	3~	286	302	115	225	255	292	160	154	120	95	130	70	75	46	G _{1 1/2}	72	12	3	M6x19			M25x1.5	M16x1.5	M6x15	0°/120°/240°	174
2PB 430-H06	3~	286	302	115	225	255	288	135	154	111	95	130	70	75	46	G _{1 1/2}	72	12	3	M6x19			M25x1.5	M16x1.5	M6x15	0°/120°/240°	174
2PB 430-H16	3~	286	302	115	225	255	311	160	154	120	95	130	70	75	46	G _{1 1/2}	72	12	3	M6x19			M25x1.5	M16x1.5	M6x15	0°/120°/240°	174
2PB 430-H26	3~	286	302	115	225	255	311	160	154	120	95	130	70	75	46	G _{1 1/2}	72	12	3	M6x19			M25x1.5	M16x1.5	M6x15	0°/120°/240°	174
2PB 490-H16	3~	286	302	115	225	255	311	160	154	120	95	130	70	75	46	G _{1 1/2}	72	12	3	M6x19			M25x1.5	M16x1.5	M6x15	0°/120°/240°	174
2PB 410-A11	1~	286	302	115	225	255	294	160	154	120	95	130	70	75	46	G _{1 1/2}	72	12	3	M6x19	M16x1.5	M25x1.5			M6x15	0°/120°/240°	174
2PB 410-A21	1~	286	302	115	225	255	294	160	154	120	95	130	70	75	46	G _{1 1/2}	72	12	3	M6x19	M16x1.5	M25x1.5			M6x15	0°/120°/240°	174
2PB 430-A11	1~	286	302	115	225	255	311	160	154	120	95	130	70	75	46	G _{1 1/2}	72	12	3	M6x19	M16x1.5	M25x1.5			M6x15	0°/120°/240°	174
2PB 430-A21	1~	286	302	115	225	255	311	160	154	120	95	130	70	75	46	G _{1 1/2}	72	12	3	M6x19	M16x1.5	M25x1.5			M6x15	0°/120°/240°	174

2PB4 雙級安裝尺寸 / Two stage mounting dimensions

420



型号 Type	相位	A	A'	B	C	D	E	F	G	H	H'	J	K	L	M	N	O	P	Q	φR	S	T	U	V(1~)	V'(1~)	V1(3~)	V1'(3~)	α	φX	YxZ	X-Holes
2PB 420-H36	3~	322	324	315	58	225	255	401	191	154	153	128	95	130	73	151	45	G1 _{1/2}	72	12	3	104	M6x19			M25x1.5	M16x1.5	28°	174	M6x15	51° /171° /291°
2PB 420-H46	3~	322	324	315	58	225	255	401	191	154	153	128	95	130	73	151	45	G1 _{1/2}	72	12	3	104	M6x19			M25x1.5	M16x1.5	28°	174	M6x15	51° /171° /291°
2PB 420-A31	1~	322	324	315	58	225	255	401	191	154	153	128	95	130	73	151	45	G1 _{1/2}	72	12	3	104	M6x19	M16x1.5	M25x1.5			28°	174	M6x15	51° /171° /291°



2PB5/3AC (单、双级)气环真空泵型号及性能参数表 (IP55 50/60HZ)

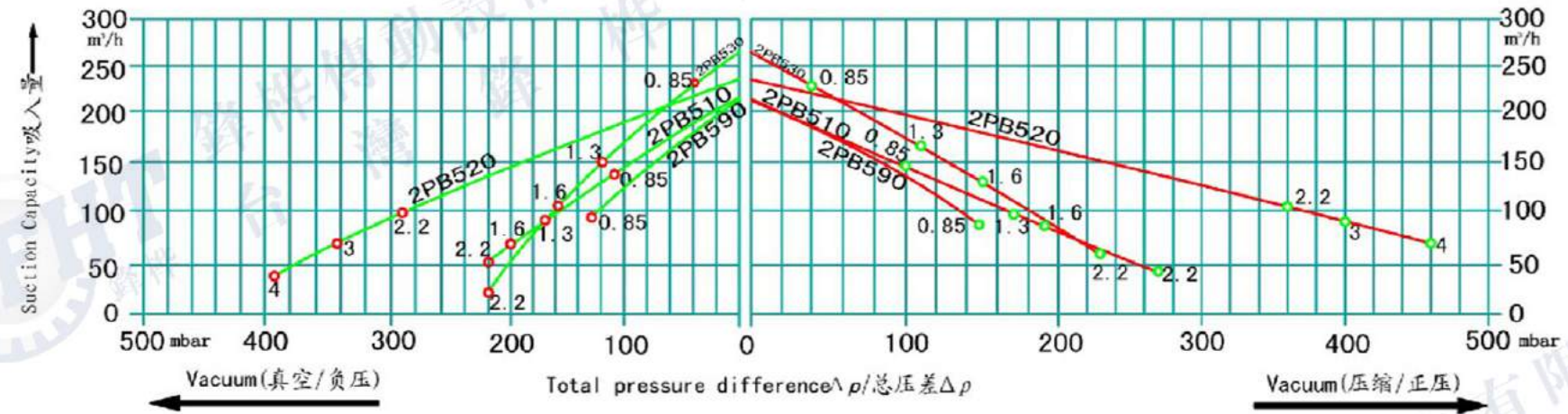
2PB5/3AC (Single, double impeller) Gas ring vacuum pump models and the performance parameters table (IP55 50/60HZ)

型号 (2PB 3AC) Model	单级	马达参数					最大	额定	额定	噪音	重量
	双级	频率	功率	额定电压		额定电流	排吸流量	真空压力	压缩压力		
	single	frequency	power	voltage		current	Max airflow	rated Vacuum	rated compress	noises	Weight
	double	HZ	KW	V		A	m3/h	mbar	mbar	dB(A)	Kg
2PB 510 H06	单	50	0.85	200-240 Δ	345-415Y	4.2 Δ /2.3Y	210	-110	100	64	20
		60	0.95	220-275 Δ	380-480Y	4.0 Δ /2.3Y	255	-80	70	70	
2PB 510 H16	单	50	1.3	200-240 Δ	345-415Y	6.6 Δ /3.8Y	210	-170	170	64	22
		60	1.5	220-275 Δ	380-480Y	6.9 Δ /4.0Y	255	-150	140	70	
2PB 510 H26	单	50	1.6	200-240 Δ	345-415Y	7.5 Δ /4.3Y	210	-200	190	64	23
		60	2.05	220-275 Δ	380-480Y	7.6 Δ /4.4Y	255	-220	210	70	
2PB 510 H36	单	50	2.2	200-240 Δ	345-415Y	9.7 Δ /5.6Y	210	-220	270	64	26
		60	2.55	220-275 Δ	380-480Y	10.3 Δ /6.0Y	255	-260	290	70	
2PB 530 H06	单	50	0.85	345-415 Δ	600-720Y	4.0 Δ /2.3Y	270	-40	40	65	21
		60	0.95	380-480 Δ	660-720Y	4.2 Δ /2.4Y	330	-40	40	71	
2PB 530 H16	单	50	1.3	345-415 Δ	600-720Y	6.6 Δ /3.8Y	270	-120	110	65	23
		60	1.5	380-480 Δ	660-720Y	6.9 Δ /4.0Y	330	-90	80	71	
2PB 530 H26	单	50	1.6	345-415 Δ	600-720Y	7.5 Δ /4.3Y	270	-160	150	65	24
		60	2.05	380-480 Δ	660-720Y	7.6 Δ /4.4Y	330	-160	150	71	
2PB 530 H36	单	50	2.2	345-415 Δ	600-720Y	9.7 Δ /5.6Y	270	-220	230	65	26
		60	2.55	380-480 Δ	660-720Y	10.3 Δ /6Y	330	-260	250	71	
2PB 590 H26	单	50	0.85	345-415 Δ	600-720Y	4.0 Δ /2.3Y	210	-130	150	64	23
		60	0.95	380-480 Δ	660-720Y	4.2 Δ /2.4Y	255	-180	210	71	
2PB 520 H36	双	50	2.2	200-240 Δ	345-415Y	9.7 Δ /5.6Y	230	-290	360	72	35
		60	2.55	220-275 Δ	380-480Y	10.3 Δ /6.0Y	275	-350	330	74	
2PB 520 H46	双	50	3	200-240 Δ	345-415Y	12.5 Δ /7.2Y	230	-340	410	72	39
		60	3.45	220-275 Δ	380-480Y	12.6 Δ /7.3Y	275	-380	360	74	
2PB 520 H57	双	50	4	345-415 Δ	600-720Y	10 Δ /5.8Y	230	-390	490	72	44
		60	4.6	380-480 Δ	660-720Y	9.9 Δ /5.71Y	275	-410	480	74	

2PB5 真空壓縮选型曲线 3AC / Vacuum compression type curve

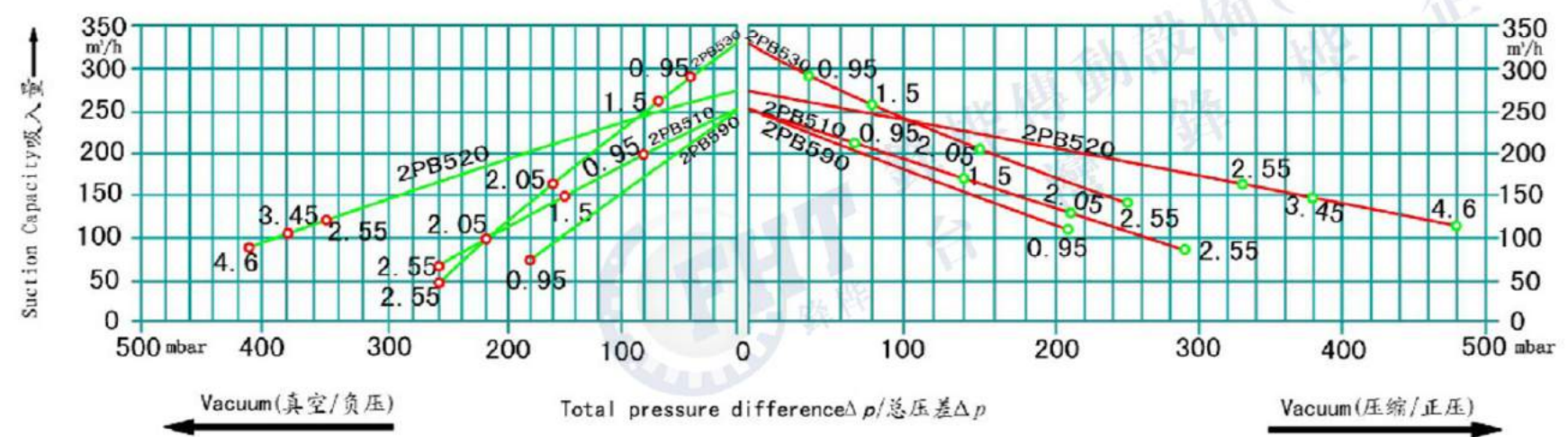
Vacuum Selection diagram 50 Hz--真空选型图表 50 Hz

Compressor Celetion Diagram 50 Hz--压缩选型图表 50 Hz



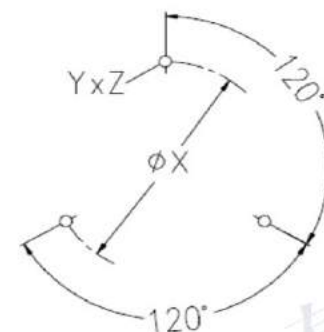
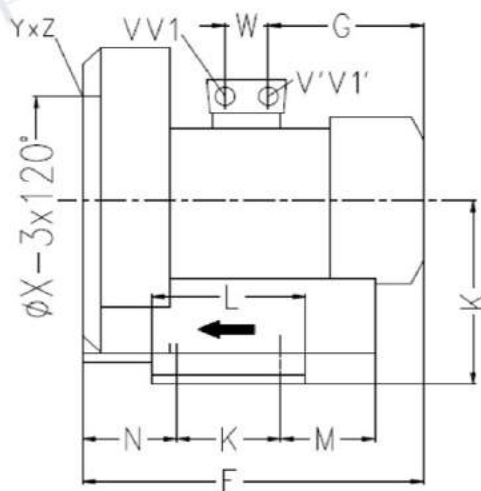
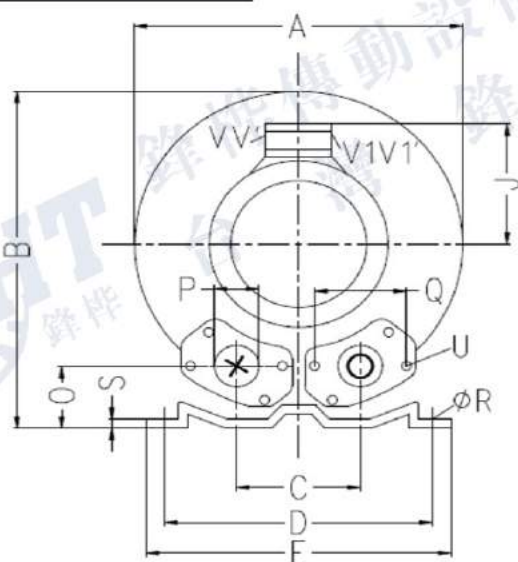
Vacuum Selection diagram 60 Hz--真空选型图表 60 Hz

Compressor Selection Diagram 60 Hz--压缩选型图表 60 Hz



2PB5 单级安装尺寸 / Single stage mounting dimensions

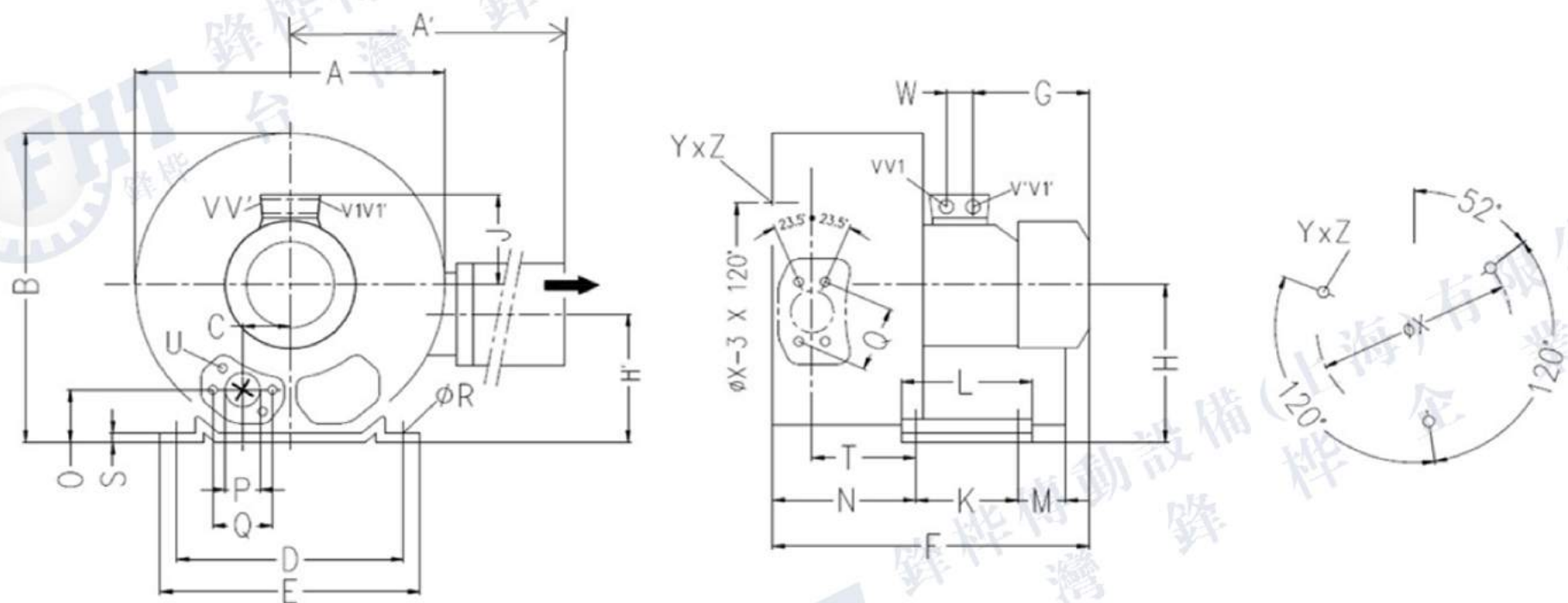
510/530/590



型号 Type	位数	A	B	C	D	E	F	G	H	J	K	L	M	N	O	ϕP	Q	ϕR	S	U	V (1~)	V' (1~)	V1 (3~)	V1' (3~)	YxZ	X-Holes	ϕX	W
2PB 510-H06	3~	334	337	120	260	295	314	160	175	120	115	155	96	87	48	55	83	14	4	M8x17			M25x1.5	M16x1.5	M8x20	0° / 120° / 240°	200	29
2PB 510-H16	3~	334	337	120	260	295	314	160	175	120	115	155	96	87	48	55	83	14	4	M8x17			M25x1.5	M16x1.5	M8x20	0° / 120° / 240°	200	29
2PB 510-H26	3~	334	337	120	260	295	346	191	175	128	115	155	96	87	48	55	83	14	4	M8x17			M25x1.5	M16x1.5	M8x20	0° / 120° / 240°	200	29
2PB 510-H36	3~	334	337	120	260	295	346	191	175	128	115	155	96	87	48	55	83	14	4	M8x17			M25x1.5	M16x1.5	M8x20	0° / 120° / 240°	200	29
2PB 530-H06	3~	334	337	120	260	295	334	160	175	120	115	155	96	87	48	55	83	14	4	M8x17			M25x1.5	M16x1.5	M8x20	0° / 120° / 240°	200	29
2PB 530-H16	3~	334	337	120	260	295	334	160	175	120	115	155	96	87	48	55	83	14	4	M8x17			M25x1.5	M16x1.5	M8x20	0° / 120° / 240°	200	29
2PB 530-H26	3~	334	337	120	260	295	365	191	175	128	115	155	96	87	48	55	83	14	4	M8x17			M25x1.5	M16x1.5	M8x20	0° / 120° / 240°	200	29
2PB 530-H36	3~	334	337	120	260	295	365	191	175	128	115	155	96	87	48	55	83	14	4	M8x17			M25x1.5	M16x1.5	M8x20	0° / 120° / 240°	200	29
2PB 590-H26	3~	334	337	120	260	295	365	191	175	128	115	155	96	87	48	55	83	14	4	M8x17			M25x1.5	M16x1.5	M8x20	0° / 120° / 240°	200	29
2PB 510-A11	1~	334	337	120	260	295	314	160	175	120	115	155	96	87	48	55	83	14	4	M8x17	M16x1.5	M25x1.5			M8x20	0° / 120° / 240°	200	29
2PB 510-A21	1~	334	337	120	260	295	345	191	175	128	115	155	96	87	48	55	83	14	4	M8x17	M16x1.5	M25x1.5			M8x20	0° / 120° / 240°	200	29
2PB 530-A11	1~	334	337	120	260	295	334	160	175	120	115	155	96	87	48	55	83	14	4	M8x17	M16x1.5	M25x1.5			M8x20	0° / 120° / 240°	200	29
2PB 530-A21	1~	334	337	120	260	295	365	191	175	128	115	155	96	87	48	55	83	14	4	M8x17	M16x1.5	M25x1.5			M8x20	0° / 120° / 240°	200	29
2PB 590-A21	1~	334	337	120	260	295	365	191	175	128	115	155	96	87	48	55	83	14	4	M8x17	M16x1.5	M25x1.5			M8x20	0° / 120° / 240°	200	29

2PB5 双级安装尺寸 / Two stage mounting dimensions

520



型号 Type	相位	A	A'	B	C	D	E	F	G	H	H'	J	K	L	M	N	O	φP	Q	φR	S	T	U	V	V'	V1	V1'	φX	YxZ	X-Holes	W
2PB 520-H46	3~	372	411	371	60	260	295	465	190	175	144	135	115	155	98	171	48	55	83	14	4	116	M8x17	M32x1.5	M32x1.5	M32x1.5	M32x1.5	200	M8x20	51.5° /171.5° /291.5°	42
2PB 520-H57	3~	372	411	371	60	260	295	499	224	175	144	135	115	155	98	171	48	55	83	14	4	116	M8x17	M32x1.5	M32x1.5	M32x1.5	M32x1.5	200	M8x20	51.5° /171.5° /291.5°	42

2PB6/3AC (单、双级)气环真空泵型号及性能参数表 (IP55 50/60HZ)

2PB6/3AC (Single, double impeller) Gas ring vacuum pump models and the performance parameters table (IP55 50/60HZ)

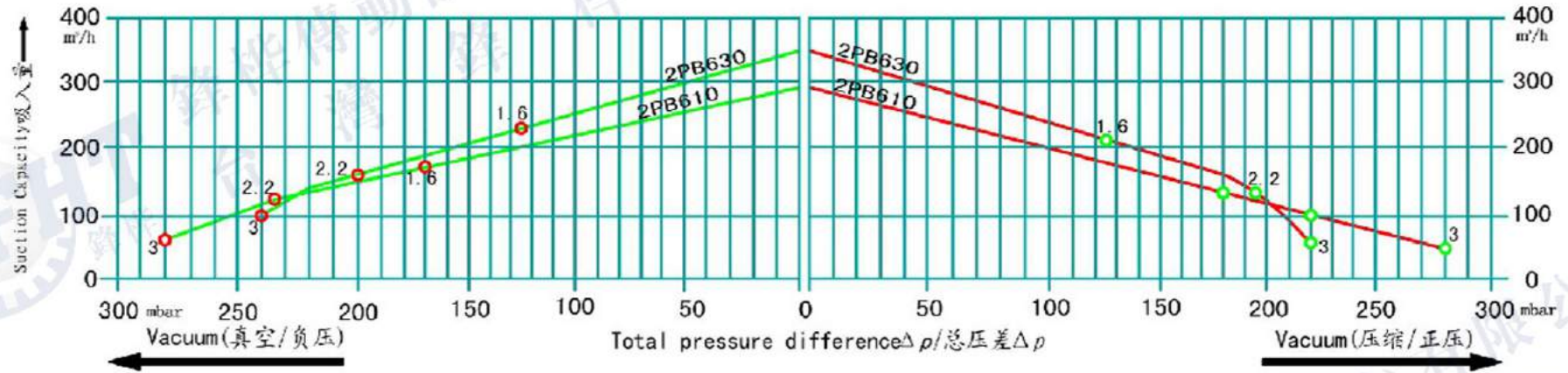


型号 (2PB 3AC) Model	单	马达参数					最大额定	额定	额定	噪音	重量
	双	频率	功率	额定电压		额定电流	排吸流量	真空压力	压缩压力		
	single	frequency	power	voltage		current	Max airflow	rated Vacuum	rated compress	noise	Weight
	double	HZ	KW	V		A	m3/h	mbar	mbar	dB(A)	Kg
2PB 610 H06	单	50	1.6	200-240 Δ	345-415Y	8.5 Δ/4.9Y	265	-170	180	67	24
		60	2.05	220-275 Δ	380-480Y	8.8 Δ/5.5Y	315	-180	190	70	
2PB 610 H16	单	50	2.2	200-240 Δ	345-415Y	9.7 Δ/5.6Y	265	-235	220	67	27
		60	2.55	220-275 Δ	380-480Y	10.3 Δ/6.0Y	315	-245	230	70	
2PB 610 H26	单	50	3	200-240 Δ	345-415Y	12.5 Δ/7.2Y	270	-280	280	69	32
		60	3.45	220-275 Δ	380-480Y	12.6 Δ/7.3Y	315	-260	270	72	
2PB 630 H06	单	50	1.6	200-240 Δ	345-415Y	8.5 Δ/4.9Y	345	-125	125	70	36
		60	2.05	220-275 Δ	380-480Y	8.8 Δ/5.1Y	415	-105	130	73	
2PB 630 H16	单	50	2.2	200-240 Δ	345-415Y	9.7 Δ/5.6Y	345	-200	195	70	29
		60	2.55	220-275 Δ	380-480Y	10.3 Δ/6.0Y	415	-170	195	73	
2PB 630 H26	单	50	3	200-240 Δ	345-415Y	12.5 Δ/7.2Y	345	-240	220	70	35
		60	3.45	220-275 Δ	380-480Y	12.6 Δ/7.3Y	415	-210	220	73	

2PB6 真空压缩选型曲线 3AC / Vacuum compression type curve

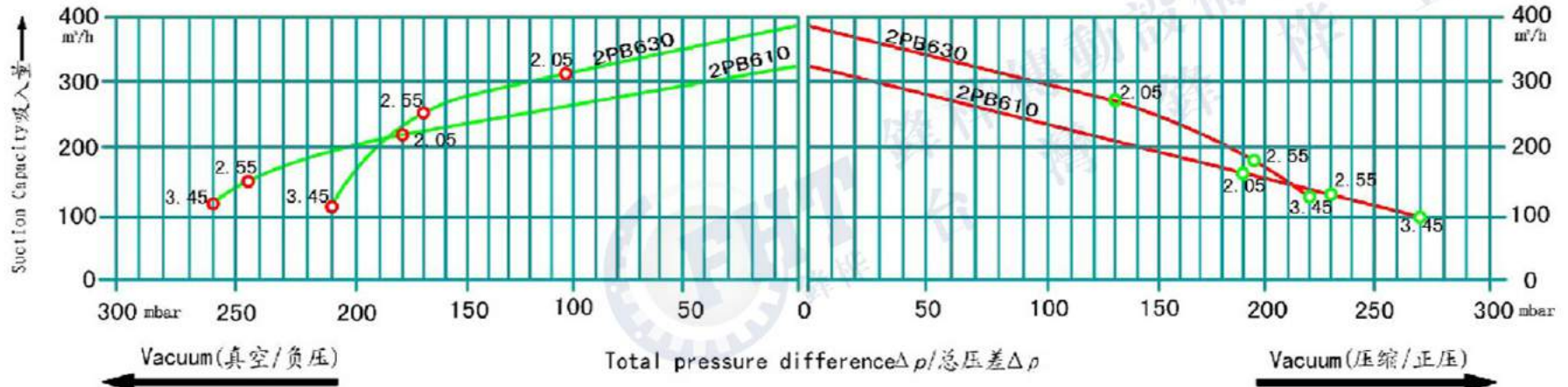
Vacuum Selection diagram 50 Hz—真空选型图表 50 Hz

Compressor Selection Diagram 50 Hz—压缩选型图表 50 Hz



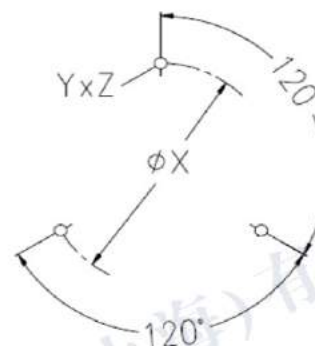
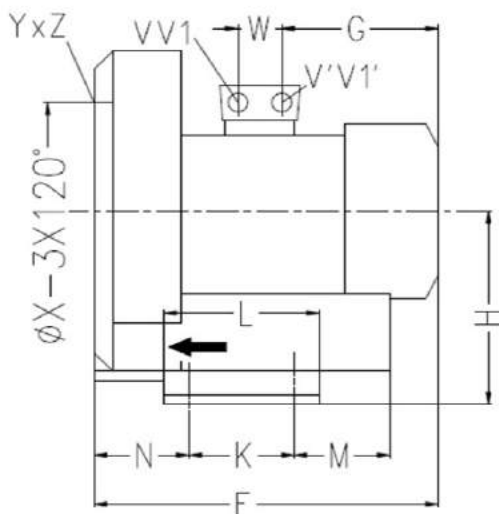
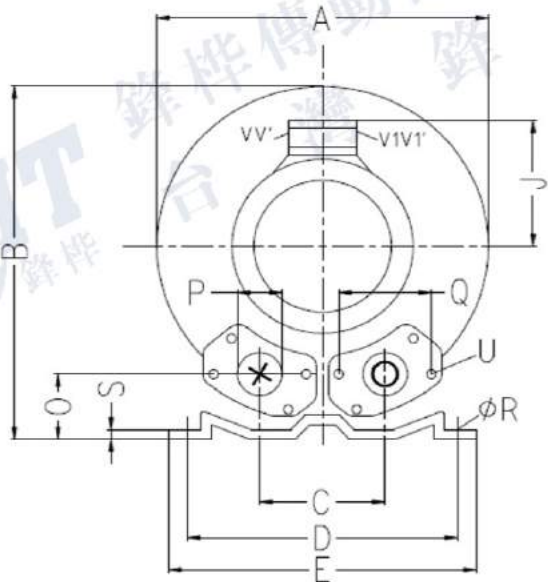
Vacuum Selection diagram 60 Hz—真空选型图表 60 Hz

Compressor Selection Diagram 60 Hz—压缩选型图表 60 Hz



2PB6 单级安装尺寸 / Single stage mounting dimensions

610/630



型号 Type	相位	A	B	C	D	E	F	G	H	J	K	L	M	N	O	ϕP	Q	ϕR	S	U	V(1~)	V'(1~)	V1(3~)	V1'(3~)	YxZ	X-Holes	ϕX	W
2PB 610-H06	3~	360	366	122	284	325	354	191	192	128	140	180	84	94	52	55	83	14	4.5	M8x17			M25x1.5	M16x1.5	M8x20	0° /120° /240°	226	29
2PB 610-H16	3~	360	366	122	284	325	354	191	192	128	140	180	84	94	52	55	83	14	4.5	M8x17			M25x1.5	M16x1.5	M8x20	0° /120° /240°	226	29
2PB 610-H26	3~	360	366	122	284	325	385	188	192	135	140	180	84	94	52	55	83	14	4.5	M8x17	M32x1.5	M32x1.5	M32x1.5	M32x1.5	M8x20	0° /120° /240°	226	42
2PB 630-H06	3~	360	366	122	284	325	372	191	192	128	140	180	84	94	52	55	83	14	4.5	M8x17			M25x1.5	M16x1.5	M8x20	0° /120° /240°	226	29
2PB 630-H16	3~	360	366	122	284	325	372	191	192	128	140	180	84	94	52	55	83	14	4.5	M8x17			M25x1.5	M16x1.5	M8x20	0° /120° /240°	226	29
2PB 630-H26	3~	360	366	122	284	325	403	188	192	135	140	180	84	94	52	55	83	14	4.5	M8x17	M32x1.5	M32x1.5	M32x1.5	M32x1.5	M8x20	0° /120° /240°	226	42



流光

靜靜的在兒時中等待的
如清水沁過的心灵
躺在嫩嫩的歡笑中
如影隨形, 我的伙伴
恰海天對望的怡然
風雨沖啊刷啊
一切停下來
最後的是一朵白雲、
當然, 還有我的朋友們



2PB7/3AC (单、双级)气环真空泵型号及性能参数表 (IP55 50/60HZ)

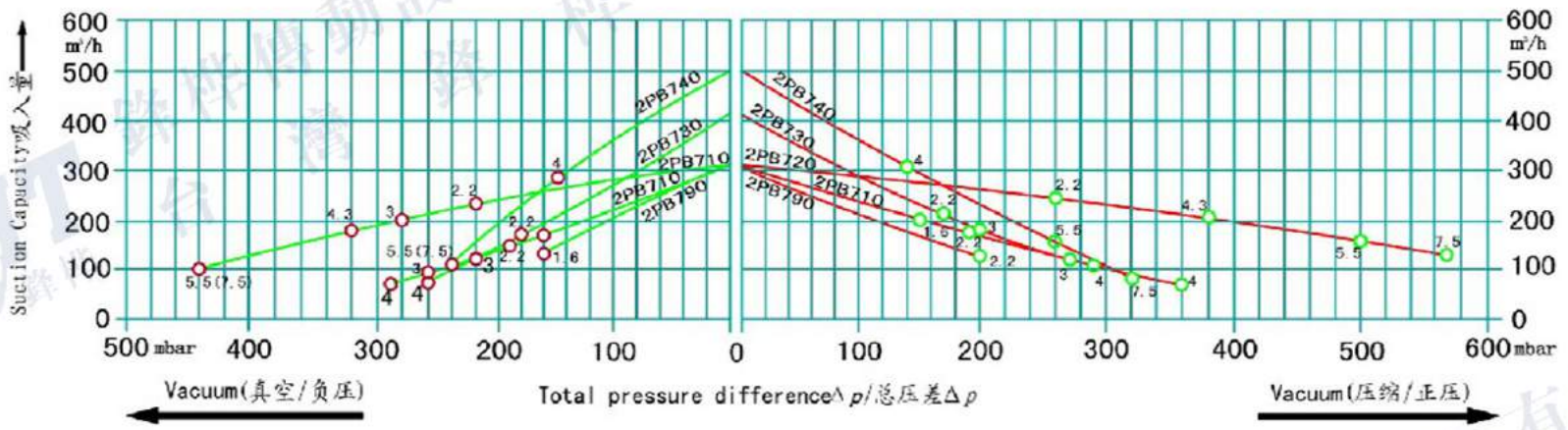
2PB7/3AC (Single, double impeller) Gas ring vacuum pump models and the performance parameters table (IP55 50/60HZ)

型号 (2PB 3AC)	单级	频率 frequency HZ	马达参数			最大 排吸流量 Max airflow m3/h	额定 真空压力 rated Vacuum mbar	额定 压缩压力 rated compress mbar	噪音 noises dB(A)	重量 Weight Kg	
	双级		功率 power KW	额定电压							额定电流 current A
	single			voltage							
	double			V							
2PB 710 H16	单	50	2.2	200-240 Δ	345-415Y	9.7 Δ /5.6Y	318	-190	190	69	31
		60	2.55	220-275 Δ	380-480Y	10.3 Δ /6.0Y	376	-190	190	72	
2PB 710 H26	单	50	3	200-240 Δ	345-415Y	12.5 Δ /7.2Y	318	-260	270	69	36
		60	3.45	220-275 Δ	380-480Y	12.5 Δ /7.3Y	376	-240	230	72	
2PB 710 H37	单	50	4	345-415 Δ	600-720Y	9.0 Δ /5.2Y	318	-290	360	69	40
		60	4.6	380-480 Δ	660-720Y	9.0 Δ /5.2Y	376	-320	310	72	
2PB 710 H47	单	50	4.3	345-415 Δ	600-720Y	9.5 Δ /5.5Y	318	-295	335	69	43
		60	4.8	380-480 Δ	660-720Y	9.5 Δ /5.5Y	376	-335	335	72	
2PB 720 H16	双	50	2.2	200-240 Δ	345-415Y	9.7 Δ /5.6Y	320	-220	210	73	45
		60	2.55	220-275 Δ	380-480Y	10.3 Δ /6.0Y	380	-170	150	76	
2PB 720 H26	双	50	3	200-240 Δ	345-415Y	12.5 Δ /7.2Y	320	-280	260	73	49
		60	3.45	220-275 Δ	380-480Y	12.6 Δ /7.3Y	380	-230	200	76	
2PB 720 H27	双	50	4	345-415 Δ	600-720Y	9.0 Δ /5.2Y	320	-355	375	73	53
		60	4.6	380-480 Δ	660-720Y	9.4 Δ /5.2Y	385	-345	315	76	
2PB 720 H37	双	50	4.3	34-415 Δ	600-720Y	10 Δ /5.2Y	320	-360	380	73	56
		60	4.8	380-480 Δ	660-720Y	10.4 Δ /6.0Y	380	-350	320	76	
2PB 720 H47	双	50	5.5	345-415 Δ	600-720Y	13.3 Δ /7.7Y	320	-440	500	73	70
		60	6.3	380-480 Δ	660-720Y	13.3 Δ /7.7Y	380	-440	500	76	
2PB 720 H57	双	50	7.5	345-415 Δ	600-720Y	16.7 Δ /9.6Y	320	-440	570	73	74
		60	8.6	380-480 Δ	660-720Y	17.3 Δ /10.0Y	380	-460	660	76	
2PB 730 H16	单	50	2.2	200-240 Δ	345-415Y	9.7 Δ /5.6Y	420	-180	170	70	32
		60	2.55	220-275 Δ	380-480Y	10.3 Δ /6.0Y	500	-160	150	73	
2PB 730 H26	单	50	3	200-240 Δ	345-415Y	12.5 Δ /7.2Y	420	-220	200	70	37
		60	3.45	220-275 Δ	380-480Y	12.6 Δ /7.3Y	500	-200	170	73	
2PB 730 H37	单	50	4	345-415 Δ	600-720Y	9.0 Δ /5.2Y	420	-260	280	70	43
		60	4.6	380-480 Δ	660-720Y	9.0 Δ /5.2Y	500	-260	260	73	
2PB 740 H37	双	50	4	345-415 Δ	600-720Y	9.0 Δ /5.2Y	500	-150	140	74	54
		60	4.6	380-480 Δ	660-720Y	9.0 Δ /5.2Y	600	-100	90	78	
2PB 740 H47	双	50	5.5	345-415 Δ	600-720Y	13.3 Δ /7.7Y	500	-240	260	74	69
		60	6.3	380-480 Δ	660-720Y	13.3 Δ /7.7Y	600	-210	200	78	
2PB 740 H57	双	50	7.5	345-415 Δ	600-720Y	16.7 Δ /9.6Y	500	-240	320	74	75
		60	8.6	380-480 Δ	660-720Y	17.3 Δ /10.0Y	600	-270	300	78	
2PB 790 H26	单	50	2.2	200-240 Δ	345-415Y	12.5 Δ /7.2Y	320	-160	200	69	36
		60	3.45	220-275 Δ	380-480Y	12.6 Δ /7.3Y	370	-240	250	72	

2PB7 真空壓縮选型曲线 3AC / Vacuum compression type curve

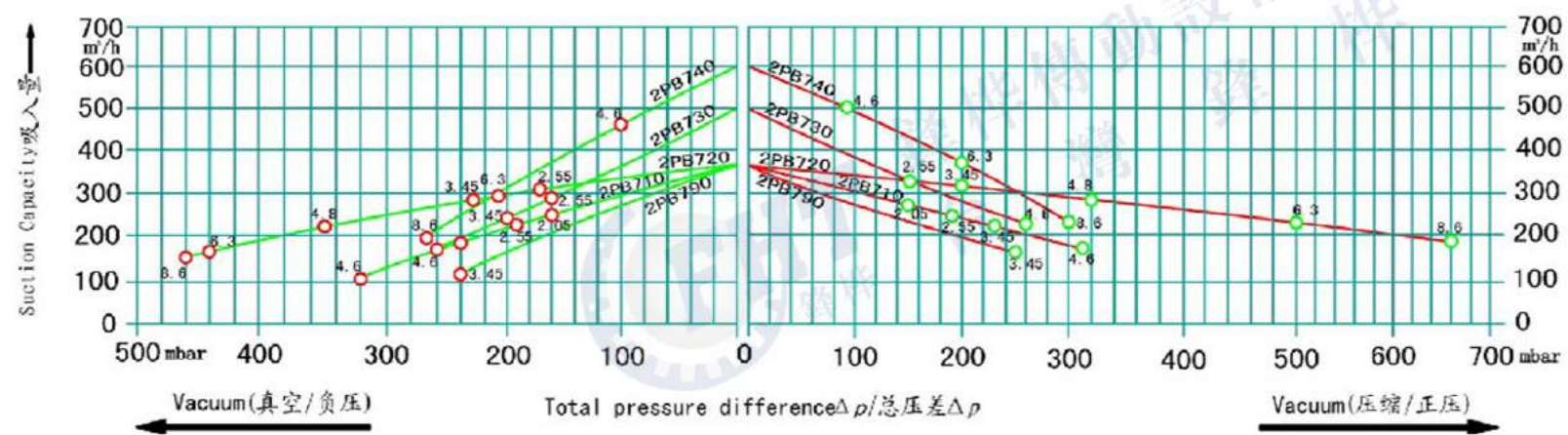
Vacuum Selection diagram 50 Hz—真空选型图表 50 Hz

Compressor Selection Diagram 50 Hz—壓縮选型图表 50 Hz



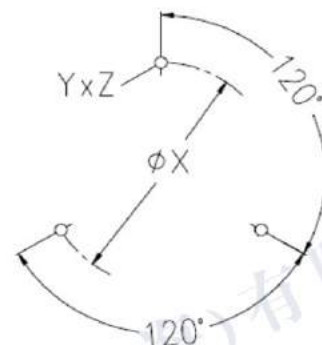
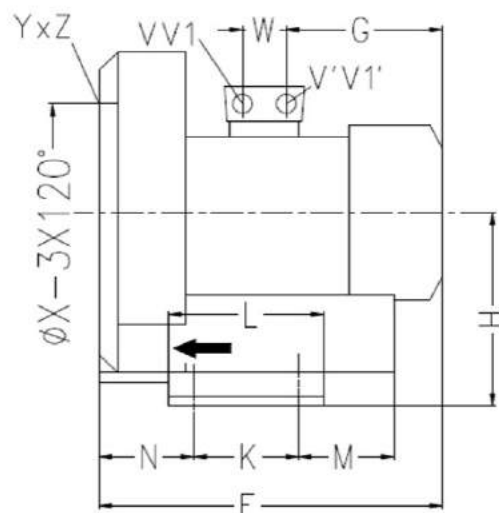
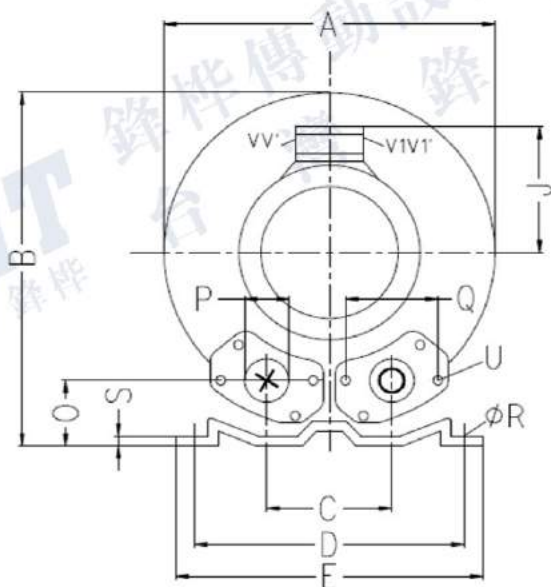
Vacuum Selection diagram 60 Hz—真空选型图表 60 Hz

Compressor Selection Diagram 60 Hz—壓縮选型图表 60 Hz



2PB7 单级安装尺寸 / Single stage mounting dimensions

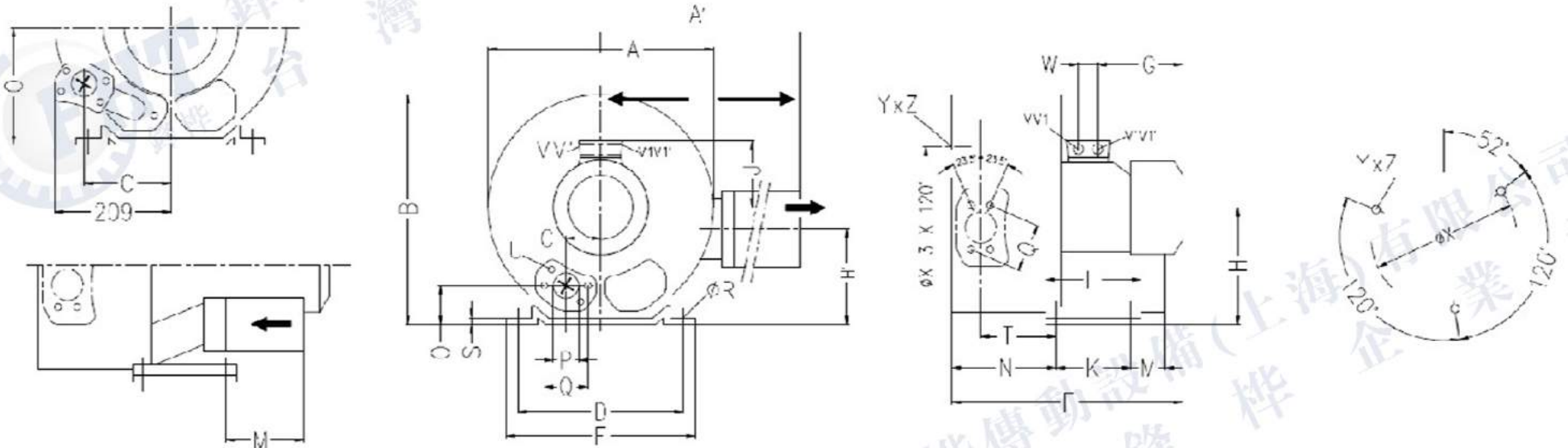
710/730/790



型号 Type	相位	A	B	C	D	E	F	G	H	J	K	L	M	N	O	φP	Q	φR	S	U	V(1~)	V'(1~)	V1(3~)	V1'(3~)	YxZ	X-Holes	φX	W
2PB 710-H06	3~	382	384	125	290	325	377	191	197	128	140	180	84	109	54	55	83	15	4.5	M8x17			M25x1.5	M16x1.5	M10x20	0° /120° /240°	240	29
2PB 710-H16	3~	382	384	125	290	325	377	191	197	128	140	180	84	109	54	55	83	15	4.5	M8x17					M10x20	0° /120° /240°	240	29
2PB 710-H26	3~	382	384	125	290	325	409	188	197	135	140	180	84	109	54	55	83	15	4.5	M8x17	M32x1.5	M32x1.5	M32x1.5	M32x1.5	M10x20	0° /120° /240°	240	42
2PB 710-H37	3~	382	384	125	290	325	432	209	197	148	140	180	84	109	54	55	83	15	4.5	M8x17	M32x1.5	M32x1.5	M32x1.5	M32x1.5	M10x20	0° /120° /240°	240	42
2PB 730-H06	3~	382	384	125	290	325	387	191	197	128	140	180	84	109	54	55	83	15	4.5	M8x17	M25x1.5	M16x1.5			M10x20	0° /120° /240°	240	29
2PB 730-H16	3~	382	384	125	290	325	387	191	197	128	140	180	84	109	54	55	83	15	4.5	M8x17	M25x1.5	M16x1.5			M10x20	0° /120° /240°	240	29
2PB 730-H26	3~	382	384	125	290	325	419	189	197	135	140	180	84	109	54	55	83	15	4.5	M8x17	M32x1.5	M32x1.5	M32x1.5	M32x1.5	M10x20	0° /120° /240°	240	42
2PB 730-H37	3~	382	384	125	290	325	440	209	197	148	140	180	84	109	54	55	83	15	4.5	M8x17	M32x1.5	M32x1.5	M32x1.5	M32x1.5	M10x20	0° /120° /240°	240	42
2PB 790-H26	3~	382	384	125	290	325	377	185	197	128	140	180	84	109	54	55	83	15	4.5	M8x17			M25x1.5	M16x1.5	M10x20	0° /120° /240°	240	29

2PB7 双級安裝尺寸 / Two stage mounting dimensions

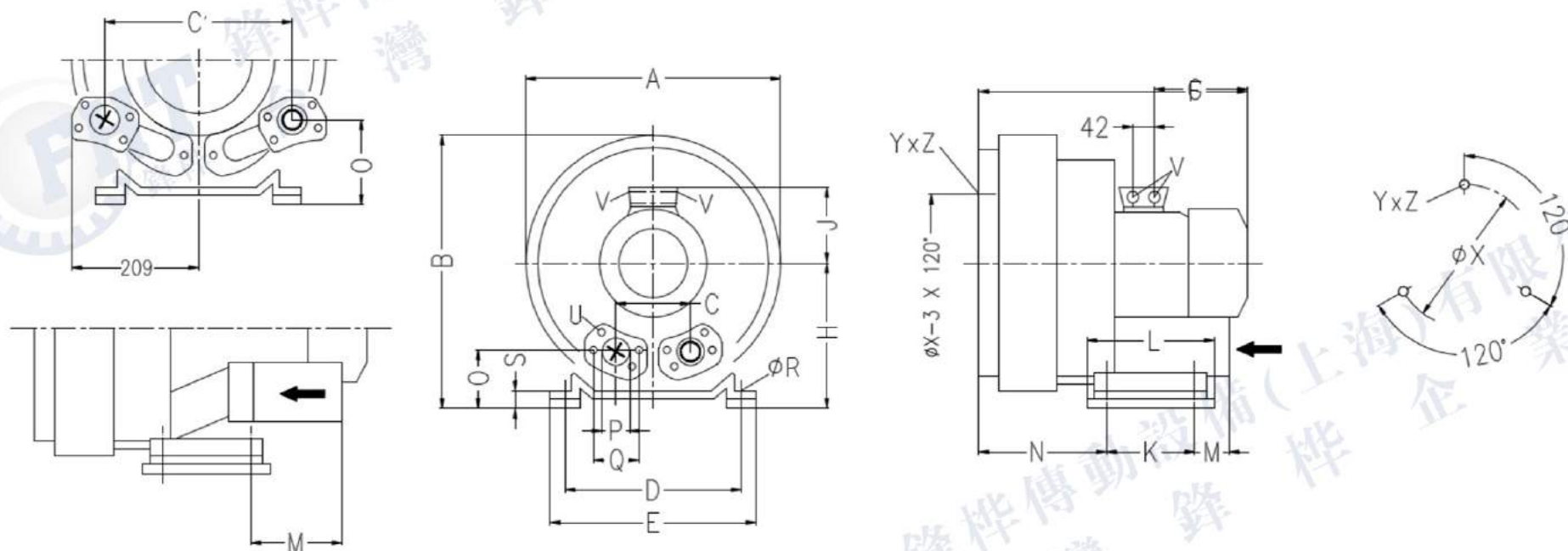
720



型号 Type	相位	A	A'	B	C	D	E	F	G	H	H'	J	K	L	M	N	O	ϕP	Q	ϕR	S	T	U	V	V'	V1	V1'	ϕX	YxZ	X-Holes	W
2PB 720-H16	3~	426	426	410	63	290	325	473	191	197	162	128	140	180	84	205	53	55	83	15	4.5	130	M8x17	M25x1.5	M16x1.5			240	M10x20	51.5° / 171.5° / 291.5°	29
2PB 720-H26	3~	426	426	410	63	290	325	496	188	197	162	135	140	180	84	205	53	55	83	15	4.5	130	M8x17	M32x1.5	M32x1.5	M32x1.5	M32x1.5	240	M10x20	51.5° / 171.5° / 291.5°	42
2PB 720-H37	3~	426	426	410	63	290	325	526	209	197	162	148	140	180	84	205	53	55	83	15	4.5	130	M8x17	M32x1.5	M32x1.5	M32x1.5	M32x1.5	240	M10x20	51.5° / 171.5° / 291.5°	42
2PB 720-H47	3~	426	426	410	154	290	325	571	226	197	162	167	140	180	200	205	53	55	83	15	4.5	130	M8x17	M32x1.5	M32x1.5	M32x1.5	M32x1.5	240	M10x20	51.5° / 171.5° / 291.5°	42
2PB 720-H57	3~	426	426	410	154	290	325	571	226	197	162	167	140	180	200	205	53	55	83	15	4.5	130	M8x17	M32x1.5	M32x1.5	M32x1.5	M32x1.5	240	M10x20	51.5° / 171.5° / 291.5°	42

2PB7 双级安装尺寸 / Two stage mounting dimensions

740



型号 Type	相位	A	B	C	C'	D	E	F	G	H	J	K	L	M	N	O	φP	Q	φR	S	U	V	φX	YxZ	X-Holes
2PB 740-H37	3~	420	469	125	/	290	325	526	209	197	148	140	180	84	205	112	55	83	15	64.5	M8x17	4 x M32x1.5	240	M10x20	0°/120°/240°
2PB 740-H47	3~	420	469	/	308	290	325	571	226	257	167	140	180	200	205	153	55	83	15	64.5	M8x17	4 x M32x1.5	240	M10x20	0°/120°/240°
2PB 740-H57	3~	420	469	/	308	290	325	571	226	257	167	140	180	200	205	153	55	83	15	64.5	M8x17	4 x M32x1.5	240	M10x20	0°/120°/240°

2PB5310/2PB7310/2PB 75-30/ 3AC (单、三級)气环真空泵型号及性能参数表 (IP55 50/60HZ)

新增产品

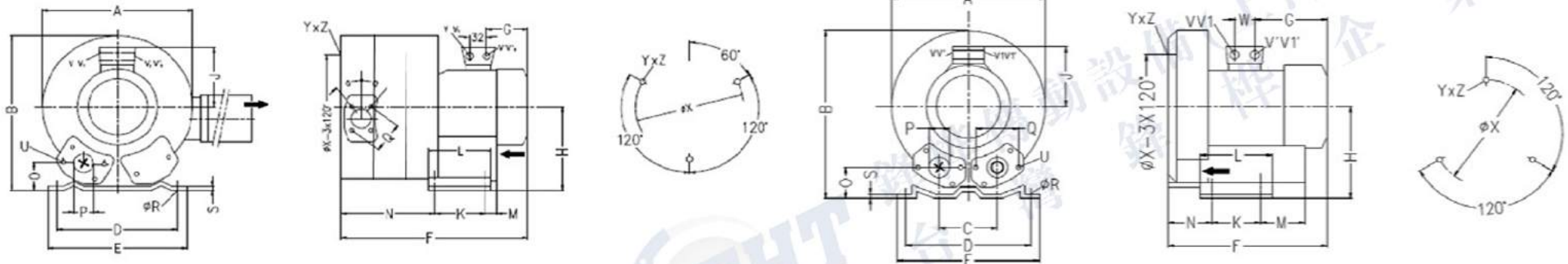
2PB5310/2PB7310/2PB 75-30/ 3AC (Single, three impeller) Gas ring vacuum pump models and the performance parameters table (IP55 50/60HZ)

New products

型号 3AC) double	(2PB single three	马达参数					最大 排吸流量 Max airflow m3/h	额定 真空压力 rated Vacuum mbar	额定 压缩压力 rated compress mbar	噪音 noises dB (A)	重量 Weight Kg
		单级	频率	功率	额定电压	额定电流					
		三级	frequency	power	voltage	current					
			HZ	KW	V	A					
2PB 5310 H07	三	50	4	345-415Δ	600-720Y	10Δ /5.8Y	220	-450	500	73	53
		60	4.6	380-480Δ	660-720Y	10.3Δ /5.9Y	280	-470	540	75	
2PB 7310 H07	三	50	4.3	345-415Δ	600-720Y	10Δ /5.2Y	300	-410	430	75	66
		60	4.8	380-480Δ	660-720Y	10.4Δ /6.0Y	360	-400	370	78	
2PB 75-30 H07	单	50	3	200-240Δ	345-415Y	12.5Δ /7.2Y	540	-180	170	81	47
		60	3.45	220-275Δ	380-480Y	12.6Δ /7.3Y	635	-120	130	83	
2PB 75-30 H17	单	50	4.3	345-415Δ	600-720Y	11Δ /6.5Y	540	-210	200	83	50
		60	4.8	380-480Δ	660-720Y	12.5Δ /7.2Y	635	-150	140	85	
2PB 75-30 H27	单	50	4.3	200-240Δ	345-415Y	15Δ /8.5Y	540	-210	200	83	50
		60	4.8	220-275Δ	380-480Y	15.5Δ /9.0Y	635	-150	140	85	

5310/7310

75-30



型号	相	A	B	C	D	E	F	G	H	J	K	L	M	N	O	φP	Q	φR	S	U	V	φX	YxZ	
2PB 5310 H07	3	334	337	120	260	295	314	160	175	120	115	155	96	255	48	55	83	14	4	M8*17	M32*1.5	200	M8*20	0°/120°/240°
2PB 7310 H07	3	334	384	125	290	325	432	209	197	148	140	180	109	301	54	55	83	15	4.5	M8*17	M32*1.5	240	M10*20	0°/120°/240°
2PB 75-30 H07	3	426	447	145	305	332	437	230	243	148	155	235	128	129	45	G2 ^{1/2}	79	12	6	M8*17	M32*1.5	262	M12*20	0°/120°/240°
2PB 75-30 H17	3	426	447	145	305	332	467	230	243	148	155	235	128	129	45	G2 ^{1/2}	79	12	6	M8*17	M32*1.5	262	M12*20	0°/120°/240°



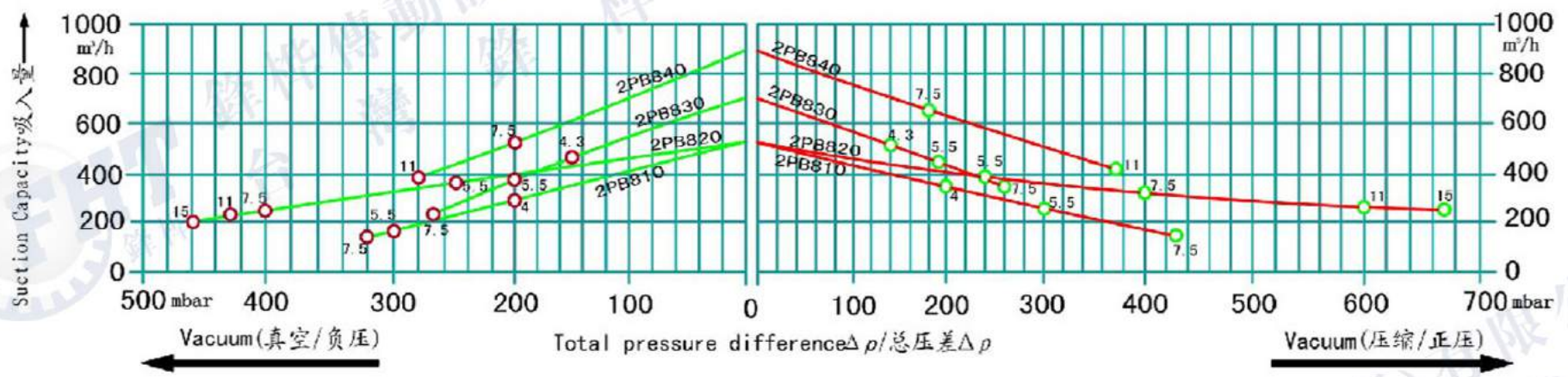
2PB8/3AC (单、双级)气环真空泵型号及性能参数表 (IP55 50/60HZ)

2PB8/3AC (Single, double impeller) Gas ring vacuum pump models and the performance parameters table (IP55 50/60HZ)

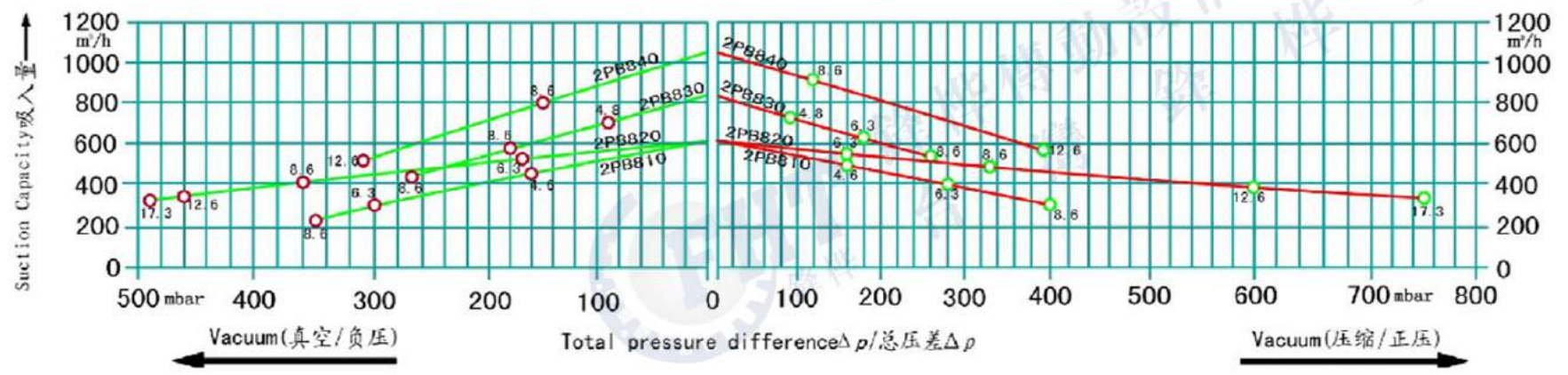
型号 (2PB 3AC) double	单级	马达参数				最大	额定	额定	噪音	重量	
	双级	频率	功率	额定电压		排吸流量	真空压力	压缩压力			
	single	frequency	power	voltage		Max airflow	rated Vacuum	rated compress			
	double	HZ	KW	V		A	m3/h	mbar			mbar
2PB 810 H07	单	50	4.3	345-415Δ	600-720Y	9.5 Δ /5.5Y	530	-200	200	70	51
		60	4.6	380-480Δ	660-720Y	9.5 Δ /5.5Y	620	-160	160	74	
2PB 810 H17	单	50	5.5	345-415Δ	600-720Y	12.9 Δ /7.4Y	530	-300	320	80	62
		60	6.3	380-480Δ	660-720Y	12.9 Δ /7.45Y	620	-320	340	82	
2PB 810 H27	单	50	7.5	345-415Δ	600-720Y	16.7 Δ /9.6Y	530	-320	380	80	65
		60	8.6	380-480Δ	660-720Y	17.3 Δ /10.0Y	620	-350	400	82	
2PB 820 H17	双	50	5.5	345-415Δ	600-720Y	13.3 Δ /7.7Y	520	-240	240	74	83
		60	6.3	380-480Δ	660-720Y	13.3 Δ /7.7Y	620	-170	160	78	
2PB 820 H27	双	50	7.5	345-415Δ	600-720Y	16.7 Δ /9.6Y	520	-400	400	74	88
		60	8.6	380-480Δ	660-720Y	17.3 Δ /10.0Y	620	-360	330	78	
2PB 820 H37	双	50	11	345-415Δ	600-720Y	28.0Δ/16.2Y	520	-430	660	74	104
		60	12.6	380-480Δ	660-720Y	29.0Δ/16.7Y	620	-460	600	78	
2PB 820 H47	双	50	15	345-415Δ	600-720Y	32.5Δ/18.8Y	520	-460	670	74	120
		60	17.3	380-480Δ	660-720Y	34.5Δ/19.9Y	620	-490	750	78	
2PB 830 H07	单	50	4.3	345-415Δ	600-720Y	9.5 Δ /5.5Y	700	-150	140	70	57
		60	4.8	380-480Δ	660-720Y	9.5 Δ /5.5Y	840	-90	90	74	
2PB 830 H17	单	50	5.5	345-415Δ	600-720Y	12.9 Δ /7.4Y	700	-200	180	70	66
		60	6.3	380-480Δ	660-720Y	12.9 Δ /7.45Y	840	-180	180	74	
2PB 830 H27	单	50	7.5	345-415Δ	600-720Y	16.7 Δ /9.6Y	700	-270	260	70	69
		60	8.6	380-480Δ	660-720Y	17.3 Δ /10.0Y	840	-270	260	74	
2PB 840 H27	双	50	7.5	345-415Δ	600-720Y	16.7 Δ /9.6Y	900	-200	180	74	91
		60	8.6	380-480Δ	660-720Y	17.3 Δ /10.0Y	1050	-150	120	78	
2PB 840 H37	双	50	11.0	345-415Δ	600-720Y	28.0Δ /16.2Y	900	-280	370	74	110
		60	12.6	380-480Δ	660-720Y	29.0Δ /16.7Y	1050	-310	350	78	

2PB8 真空壓縮选型曲线 3AC / Vacuum compression type curve

Vacuum Selection diagram 50 Hz—真空选型图表 50 Hz Compressor Celetion Diagram 50 Hz—压缩选型图表 50 Hz

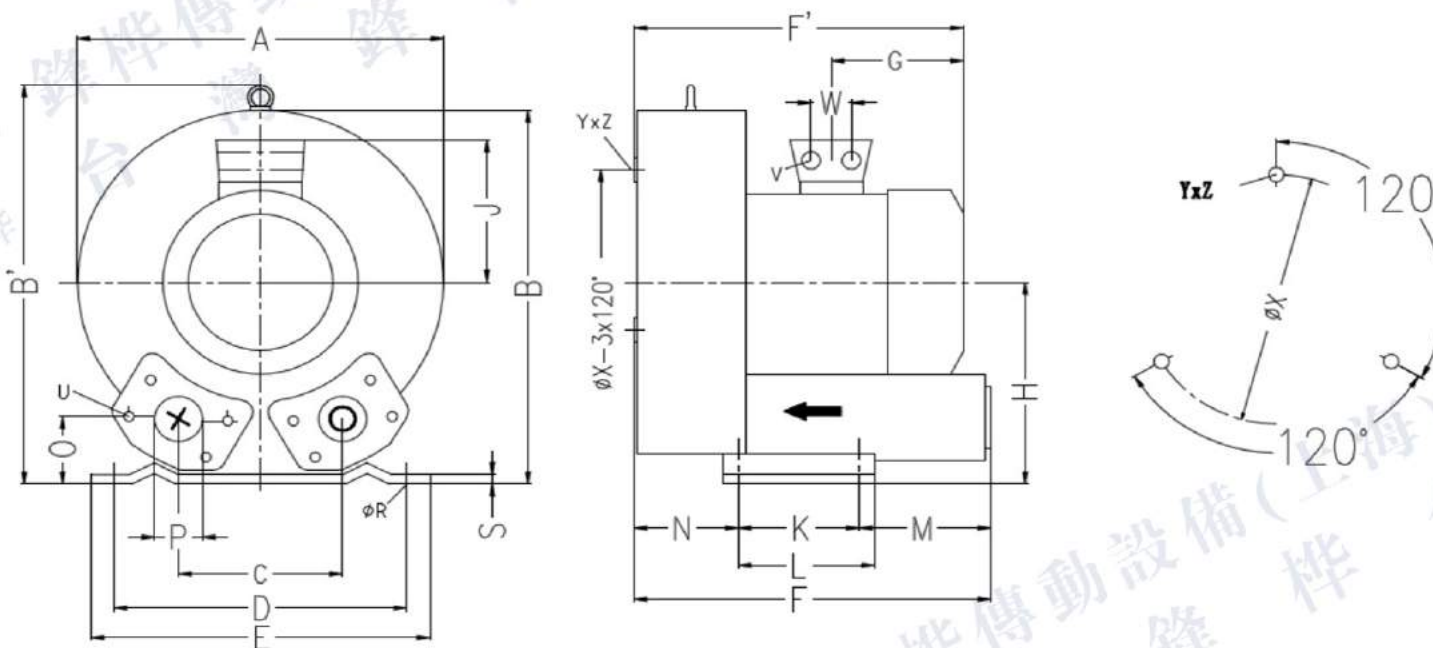


Vacuum Selection diagram 60 Hz—真空选型图表 60 Hz Compressor Celetion Diagram 60 Hz—压缩选型图表 60 Hz



2PB8 单级安装尺寸 / Single stage mounting dimensions

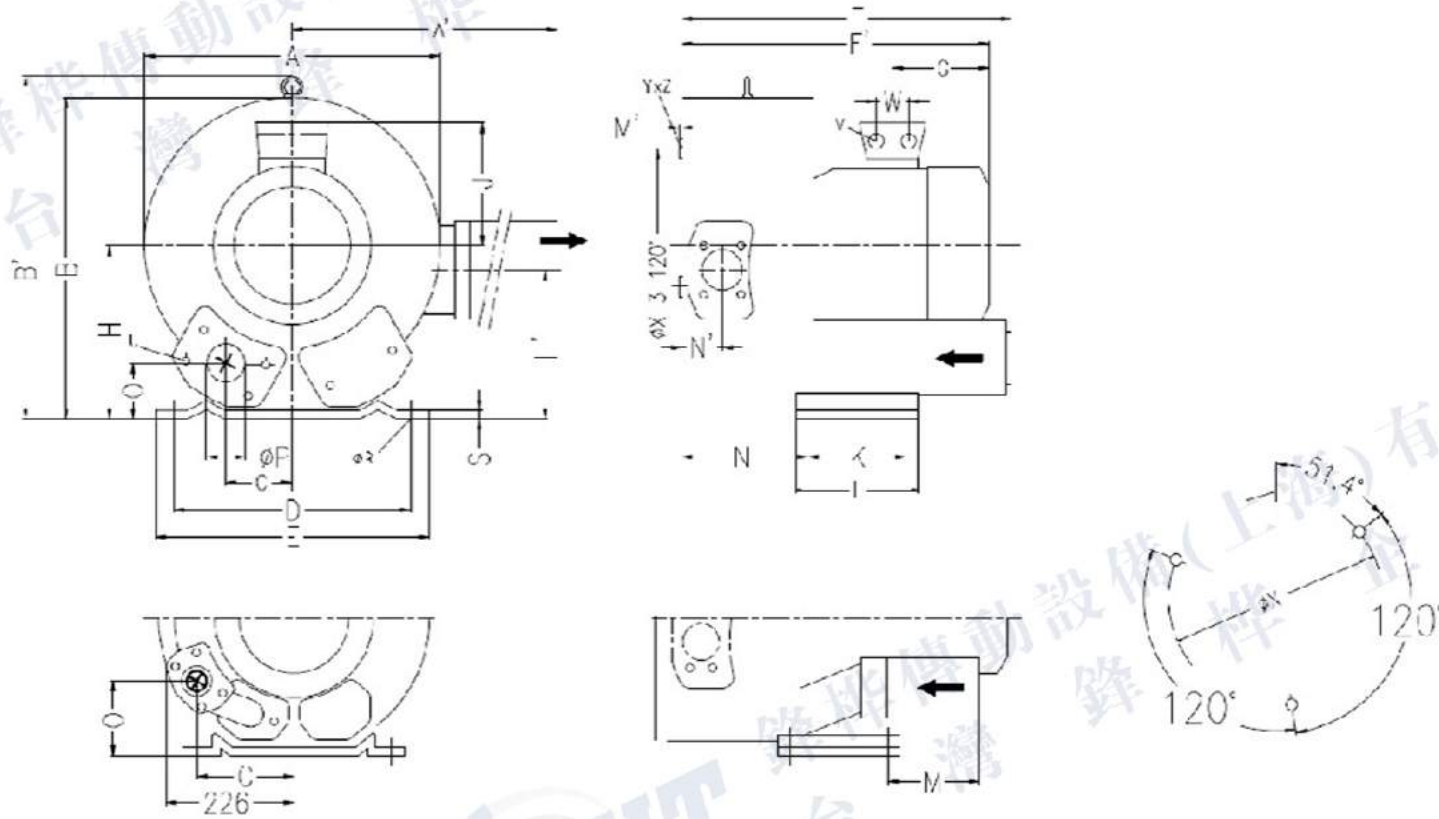
810/830



型号 Type	相位	A	A'	B	B'	C	D	E	F	F'	G	H	H'	J	K	L	M	N	N'	O	φP	φR	S	V	W	φX	YxZ	X-Holes
2PB 810-H07	3~	451	/	461	509	152	356	394	433	450	230	240	/	148	170	217	140	124	/	65	G2 _{1/2}	15	6	4 x M32x1.5	42	286	M12x20	0°/120°/240°
2PB 810-H17	3~	451	/	461	509	152	356	394	433	477	226	240	/	167	170	217	140	124	/	65	G2 _{1/2}	15	6	4 x M32x1.5	42	286	M12x20	0°/120°/240°
2PB 810-H27	3~	451	/	461	509	152	356	394	433	477	226	240	/	167	170	217	140	124	/	65	G2 _{1/2}	15	6	4 x M32x1.5	42	286	M12x20	0°/120°/240°
2PB 830-H07	3~	451	/	461	509	152	356	394	449	466	230	240	/	148	170	217	139	164	/	65	G2 _{1/2}	15	6	4 x M32x1.5	42	286	M12x20	0°/120°/240°
2PB 830-H17	3~	451	/	461	509	152	356	394	449	492	247	240	/	167	170	217	139	164	/	65	G2 _{1/2}	15	6	4 x M32x1.5	42	286	M12x20	0°/120°/240°
2PB 830-H27	3~	451	/	461	509	152	356	394	449	492	247	240	/	167	170	217	139	164	/	65	G2 _{1/2}	15	6	4 x M32x1.5	42	286	M12x20	0°/120°/240°

2PB8 双級安裝尺寸 / Two stage mounting dimensions

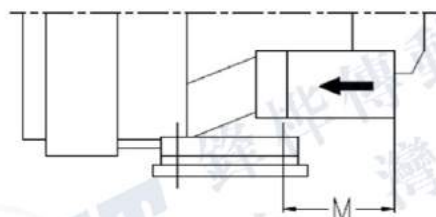
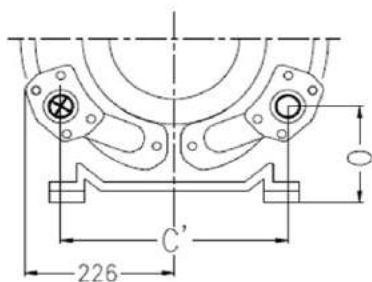
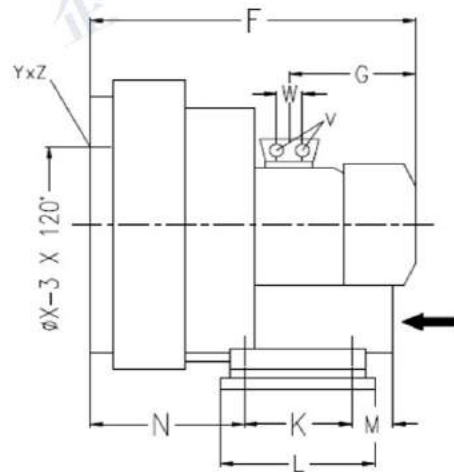
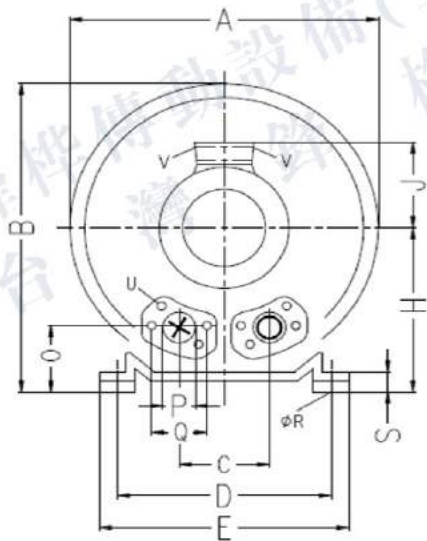
820




型号 Type	相位	A	A'	B	B'	C	D	E	F	F'	G	H	H'	J	K	L	M	N	N'	O	ϕP	ϕR	S	V	W	ϕX	YxZ	X-Holes
2PB 820-H17	3~	500	549	490	509	76	356	394	545	589	226	240	199	167	170	217	236	84	65	G2 _{1/2}	15	6	4 x M32x1.5	42	286	M12x20	51.4°/120°/240°	
2PB 820-H27	3~	500	549	490	509	76	356	394	545	589	226	240	199	167	170	217	236	84	65	G2 _{1/2}	15	6	4 x M32x1.5	42	286	M12x20	51.4°/120°/240°	
2PB 820-H37	3~	500	549	490	509	76	356	394	694	717	318	240	199	197	170	217	212	84	105	G2 _{1/2}	15	6	4 x M40x1.5	54	286	M12x20	51.4°/120°/240°	
2PB 820-H47	3~	500	549	490	509	76	356	394	694	717	318	240	199	197	170	217	212	84	105	G2 _{1/2}	15	6	4 x M40x1.5	54	286	M12x20	51.4°/120°/240°	

2PB8 双级安装尺寸 / Two stage mounting dimensions

840



型号 Type	相位	A	B	C	C'	D	E	F	G	H	J	K	L	M	N	O	ϕP	ϕR	S	V	W	ϕX	YxZ	X-Holes
2PB 840-H27	3~	500	550	152	/	356	394	589	247	300	167	170	217	/	236	125	G2 _{1/2}	15	66	4 x M32x1.5	42	286	M12x20	0°/120°/240°
2PB 840-H37	3~	500	550	/	336	356	394	694	318	300	197	170	217	312	212	165	G2 _{1/2}	15	66	4 x M40x1.5	54	286	M12x20	0°/120°/240°





2PB9/3AC (单、双级)气环真空泵型号及性能参数表 (IP55 50/60HZ)

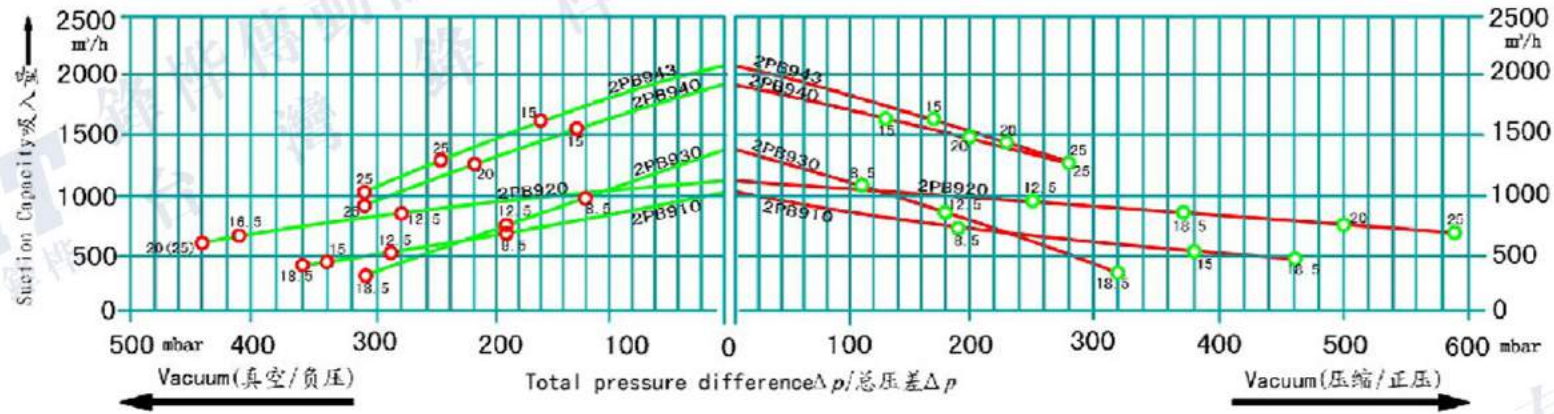
2PB9/3AC (Single, double impeller) Gas ring vacuum pump models and the performance parameters table (IP55 50/60HZ)

型号 (2PB 3AC) Model	单	马达参数				最大	额定	额定	噪音 noises dB(A)	重量 Weight Kg	
	双	频率	功率	额定电压		排吸流量	真空压力	压缩压力			
	single double	frequency HZ	power KW	voltage V		current A	Max airflow m ³ /h	rated Vacuum mbar			rated compress mbar
2PB 910 H07	单	50	8.5	345-415Δ	600-720Y	18.2Δ/10.5Y	1050	-190	190	74	93
		60	9.8	380-480Δ	660-720Y	18.2Δ/10.5Y	1250	-150	140	79	
2PB 910 H17	单	50	12.5	345-415Δ	600-720Y	28.0Δ/16.2Y	1050	-290	280	74	116
		60	14.5	380-480Δ	660-720Y	29.0Δ/16.7Y	1250	-270	260	79	
2PB 910 H27	单	50	15	345-415Δ	600-720Y	35.0Δ/20.0Y	1050	-320	380	74	120
		60	17.5	380-480Δ	660-720Y	36.5Δ/21.0Y	1250	-340	360	79	
2PB 910 H37	单	50	18.5	345-415Δ	600-720Y	37.0Δ/21.0Y	1050	-360	460	74	126
		60	21.3	380-480Δ	660-720Y	39.0Δ/22.5Y	1250	-380	420	79	
2PB 920 H17	双	50	12.5	345-415Δ	600-720Y	28.0Δ/16.2Y	1110	-300	270	74	187
		60	14.5	380-480Δ	660-720Y	29.0Δ/16.7Y	1310	-220	200	78	
2PB 920 H27	双	50	16.5	345-415Δ	600-720Y	35.0Δ/20.0Y	1110	-410	370	74	197
		60	19	380-480Δ	660-720Y	36.5Δ/21.0Y	1310	-340	300	78	
2PB 920 H37	双	50	20	345-415Δ	600-720Y	40.0Δ/23.0Y	1110	-440	500	74	204
		60	23	380-480Δ	660-720Y	42.0Δ/24.2Y	1310	-440	430	78	
2PB 920 H47	双	50	25	345-415Δ	600-720Y	52.0Δ/30.0Y	1110	-440	590	74	211
		60	29	380-480Δ	660-720Y	52.0Δ/30.0Y	1310	-440	540	78	
2PB 930 H07	单	50	8.5	345-415Δ	600-720Y	18.2Δ/10.5Y	1370	-120	110	75	98
		60	9.8	380-480Δ	660-720Y	18.2Δ/10.5Y	1650	-80	70	80	
2PB 930 H17	单	50	12.5	345-415Δ	600-720Y	28.0Δ/16.2Y	1370	-190	180	75	121
		60	14.5	380-480Δ	660-720Y	29.0Δ/22.5Y	1650	-150	150	80	
2PB 930 H37	单	50	18.5	345-415Δ	600-720Y	37.0Δ/21.0Y	1370	-310	320	75	131
		60	21.3	380-480Δ	660-720Y	39.0Δ/22.5Y	1650	-300	280	80	
2PB 940 H27	单	50	15	345-415Δ	600-720Y	35.0Δ/20.0Y	1940	-130	110	75	187
		60	17.5	380-480Δ	660-720Y	36.5Δ/21.0Y	2310	-60	40	84	
2PB 940 H37	单	50	20	345-415Δ	600-720Y	40.0Δ/23.0Y	1940	-220	200	75	212
		60	23	380-480Δ	660-720Y	42.0Δ/24.2Y	2310	-160	130	84	
2PB 940 H47	单	50	25	345-415Δ	600-720Y	52.0Δ/30.0Y	1940	-310	280	75	219
		60	29	380-480Δ	660-720Y	52.0Δ/30.0Y	2310	-270	220	84	
2PB 943 H27	单	50	15	345-415Δ	600-720Y	35.0Δ/20.0Y	2050	-160	170	75	220
		60	17.5	380-480Δ	660-720Y	36.5Δ/21.0Y	2480	-120	110	84	
2PB 943 H37	单	50	20	345-415Δ	600-720Y	40.0Δ/23.0Y	2050	-250	230	75	230
		60	23	380-480Δ	660-720Y	42.0Δ/24.2Y	2480	-190	180	84	
2PB 943 H47	单	50	25	345-415Δ	600-720Y	52.0Δ/30.0Y	2050	-310	280	75	235
		60	29	380-480Δ	660-720Y	52.0Δ/30.0Y	2480	-270	230	84	

2PB9 真空壓縮选型曲线 3AC / Vacuum compression type curve

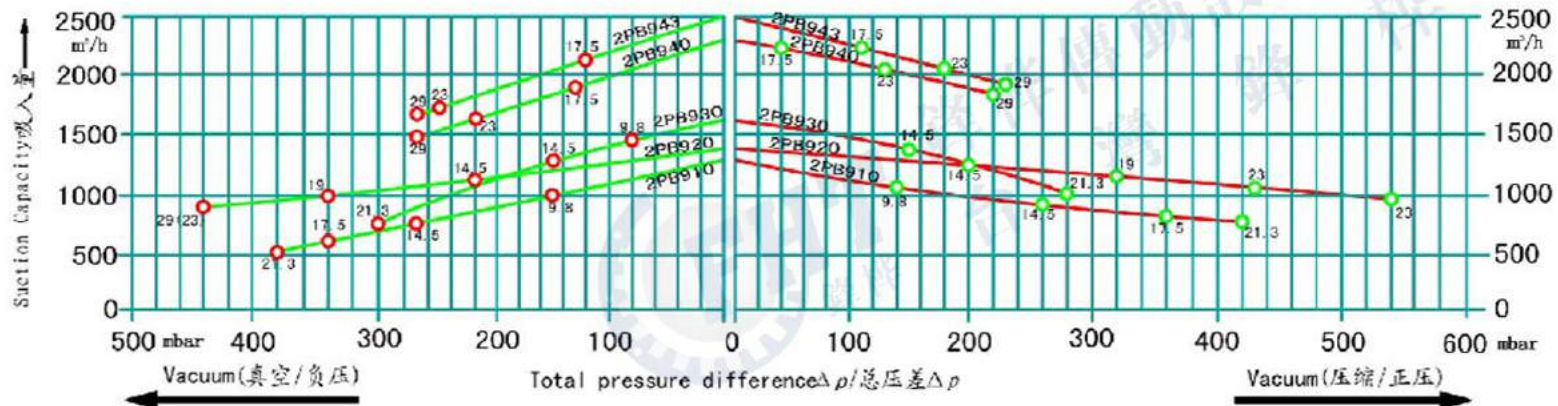
Vacuum Selection diagram 50 Hz--真空选型图表 50 Hz

Compressor Selection Diagram 50 Hz--压缩选型图表 50 Hz



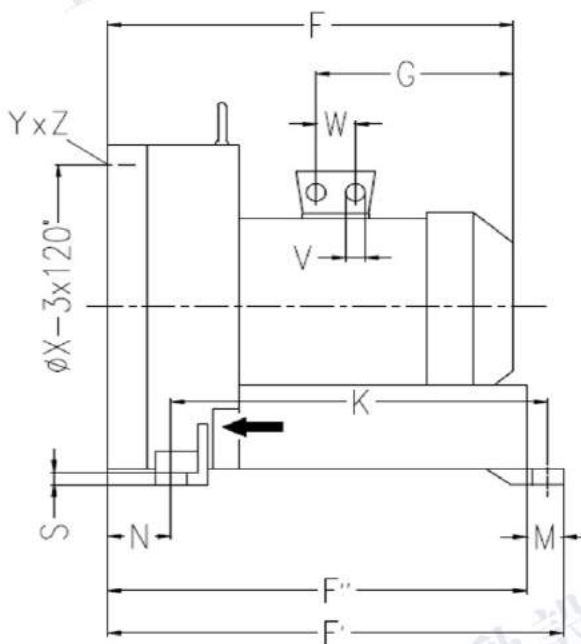
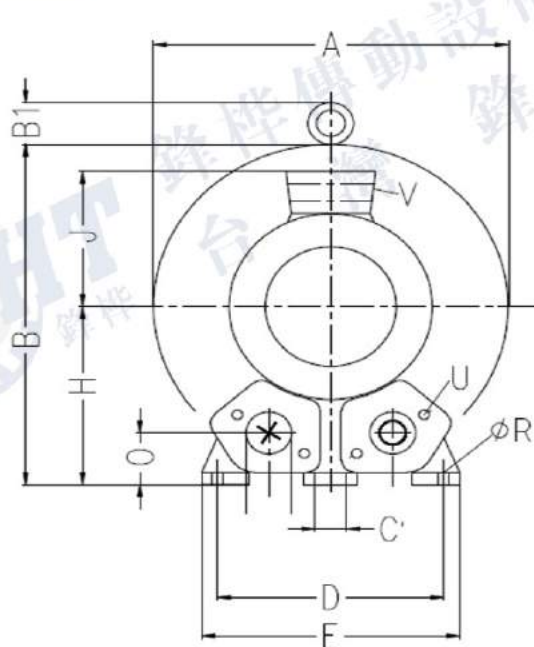
Vacuum Selection diagram 60 Hz--真空选型图表 60 Hz

Compressor Selection Diagram 60 Hz--压缩选型图表 60 Hz



2PB9 单级安装尺寸 / Single stage mounting dimensions

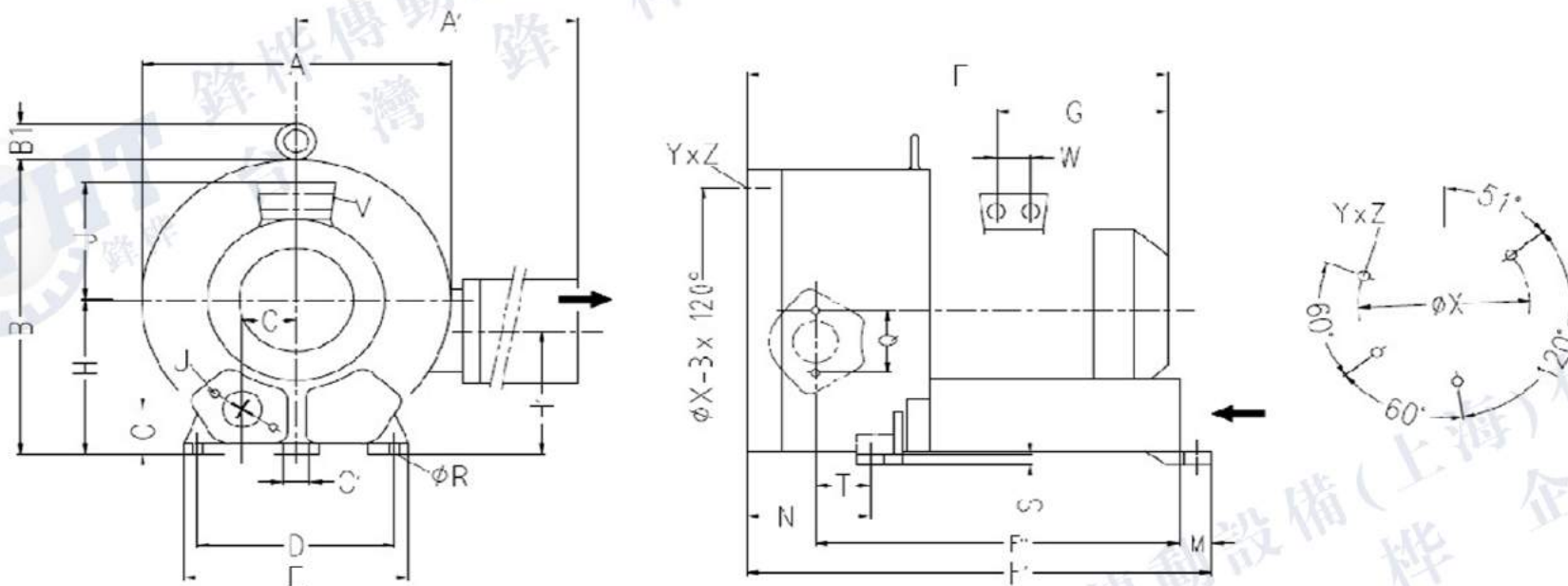
910/930



型号	Type	相位	A	B	B1	C	C'	D	E	F	F'	F''	G	H	J	K	M	N	O	ΦP	Q	ΦR	S	U	V	W	ΦX	YxZ	X-Holes
2PB 910-H07	3~		550	589	55	207	15	360	415	525	644	605	268	300	167	533	39	89	92	100	150	15	21	M12x30	4 x M32x1.5	42	490	M12x30	0° /120° /240°
2PB 910-H17	3~		550	589	55	207	15	360	415	611	644	605	345	300	197	533	39	89	92	100	150	15	21	M12x30	4 x M40x1.5	54	490	M12x30	0° /120° /240°
2PB 910-H37	3~		550	589	55	207	15	360	415	611	644	605	345	300	197	533	39	89	92	100	150	15	21	M12x30	4 x M40x1.5	54	490	M12x30	0° /120° /240°
2PB 930-H07	3~		550	589	55	207	15	360	415	563	682	643	268	300	167	533	39	127	92	100	150	15	21	M12x30	4 x M32x1.5	42	490	M12x30	0° /120° /240°
2PB 930-H17	3~		550	589	55	207	15	360	415	649	682	643	345	300	197	533	39	127	92	100	150	15	21	M12x30	4 x M40x1.5	54	490	M12x30	0° /120° /240°
2PB 930-H37	3~		550	589	55	207	15	360	415	649	682	643	345	300	197	533	39	127	92	100	150	15	21	M12x30	4 x M40x1.5	54	490	M12x30	0° /120° /240°

2PB920 安裝尺寸 / Two stage mounting dimensions

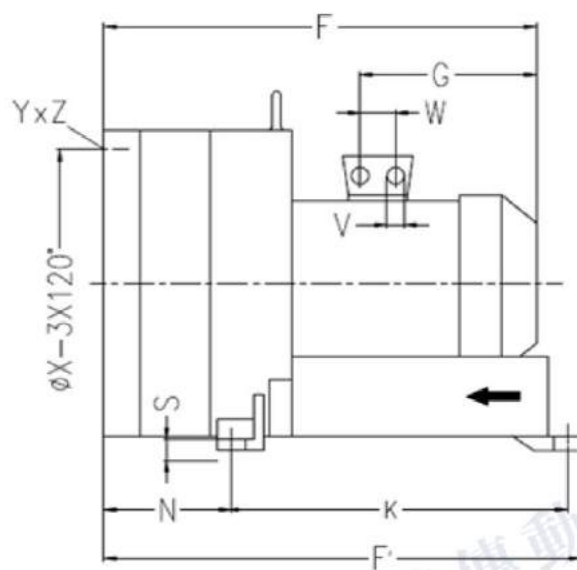
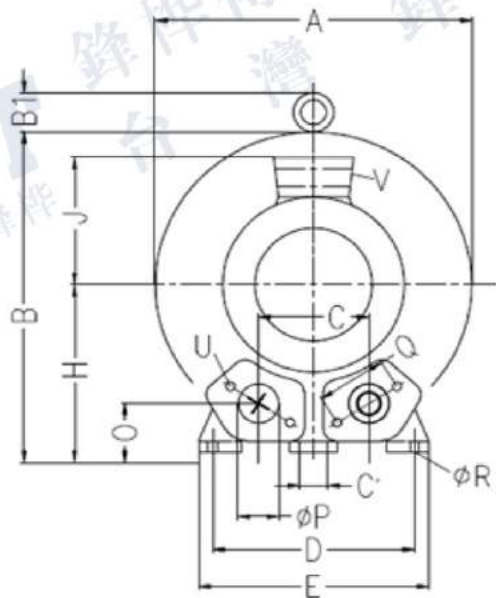
920



型号	Type	相位	A	A'	B	B1	C	C'	D	E	F	F'	F''	G	H	H'	J	K	M	N	O	φP	Q	φR	S	T	U	V	W	φX	YxZ
2PB 920-H17		3~	615	780	607	16	104	15	360	415	752	786	634	345	300	234	197	533	39	230	92	100	150	15	21	117	M12x30	4 x M40x1.5	54	490	M12x30
2PB 920-H27		3~	615	780	607	16	104	15	360	415	752	786	634	345	300	234	197	533	39	230	92	100	150	15	21	117	M12x30	4 x M40x1.5	54	490	M12x30
2PB 920-H37		3~	615	780	607	16	104	15	360	415	752	786	634	345	300	234	197	533	39	230	92	100	150	15	21	117	M12x30	4 x M40x1.5	54	490	M12x30
2PB 920-H47		3~	615	780	607	16	104	15	360	415	812	786	634	405	300	234	197	533	39	230	92	100	150	15	21	117	M12x30	4 x M40x1.5	54	490	M12x30

2PB940 双级尺寸 / Two stage mounting dimensions

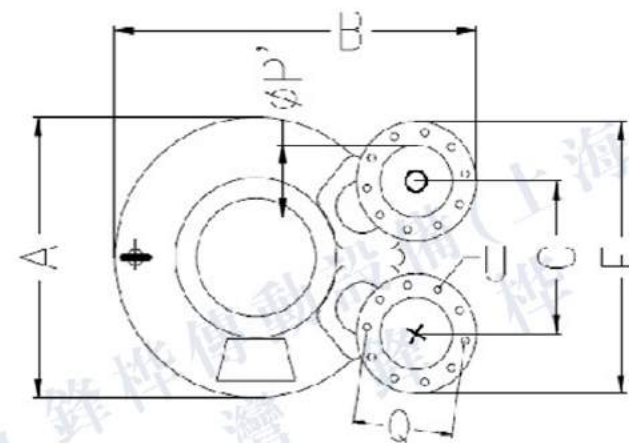
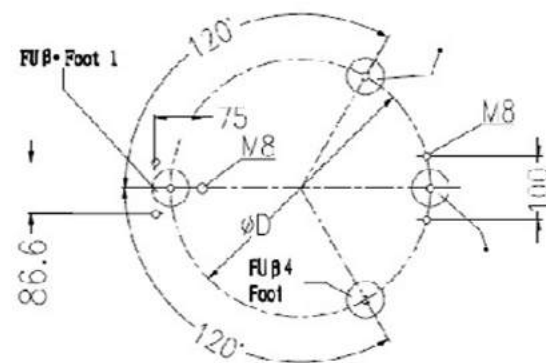
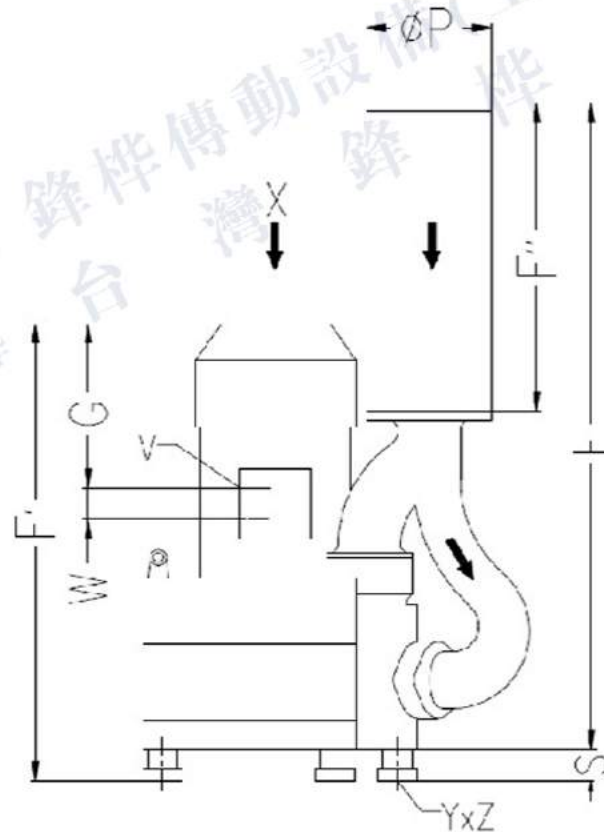
940



型号 Type	相位	A	B	B1	C	C'	D	E	F	F'	G	H	J	K	M	N	O	φP	Q	φR	S	U	V	W	φX	YxZ	X-Holes
2PB 940-M27	3~	615	663	19	207	15	360	415	752	786	345	358	197	533	39	230	150	100	140	15	79	M12x35	4xM40x1.5	54	490	M12x30	120° /60° /60°
2PB 940-M37	3~	615	663	19	207	15	360	415	752	786	345	358	197	533	39	230	150	100	140	15	79	M12x35	4xM40x1.5	54	490	M12x30	120° /60° /60°
2PB 940-M47	3~	615	663	19	207	15	360	415	812	786	345	358	197	533	39	230	150	100	140	15	79	M12x35	4xM40x1.5	54	490	M12x30	120° /60° /60°

2PB9 雙級安裝尺寸 / Two stage mounting dimensions


943



型号 Type	相位	A	B	C	D	E	F	F'	F''	G	P	P'	Q	S	U	V	W	YxZ
2PB 943-H27	3~	615	723	307	490	526	1201	848	578	291	219	135	201	58	M8x40	4 x M40x1.5	54	M12x10.5
2PB 943-H37	3~	615	723	307	490	526	1201	848	578	291	219	135	201	58	M8x40	4 x M40x1.5	54	M12x10.5
2PB 943-H47	3~	615	723	307	490	526	1201	908	578	351	219	135	201	58	M8x40	4 x M40x1.5	54	M12x10.5

4PB/ 1AC (单级)气环真空泵型号及性能参数表 (IP55 50/60HZ)

4PB/1AC (Single double impeller) Gas ring vacuum pump models and the performance parameters table (IP55 50/60HZ)

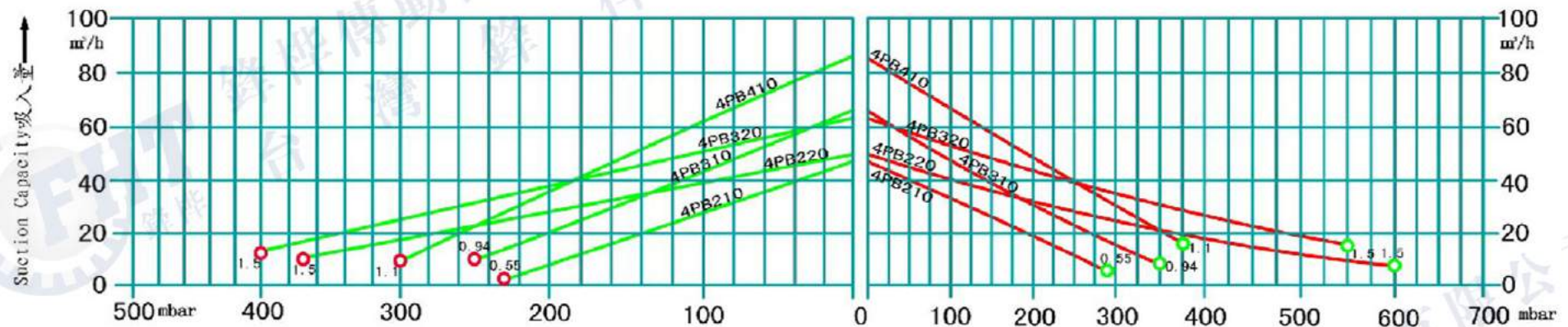


型号 (4PB)	单	频率 HZ	额定 功率 KW	额定 电压 V	额定 电流 A	最大 排吸流量 m3/h	额定 真空压力 mbar	额定 压缩压力 mbar	噪音 dB(A)	重量 Kg
	双 级									
210 A75	单	50	0.55	200-240v	3.1	47	-230	290	57	18
		60	0.63	200-240v	7.1	57	-270	320	62	
220 A75	双	50	1.5	200-240v	9.7	47	-370	600	58	30
		60	1.75	200-240v	10.3	60	-420	660	62	
310 A75	单	50	0.94	200-240v	7.6	66	-250	350	57	18
		60	1.1	200-240v	9	80	-280	390	62	
320 A75	双	50	1.5	200-240v	9.7	65	-400	550	59	32
		60	1.75	200-240v	10.3	76	-390	540	53	
410 A41	单	50	1.1	200-240v	10.1	87	-300	380	55	23
		60	1.3	200-240v	10.3	105	-350	390	62	

4PB-1AC 单级真空压缩选型曲线 / Vacuum compression type curve

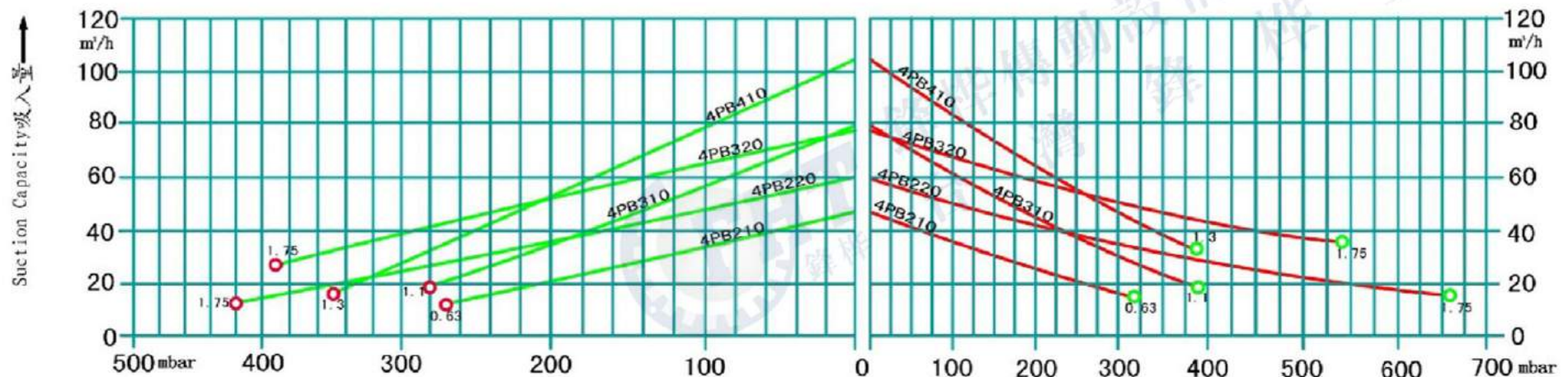
Vacuum Selection diagram 50 Hz—真空选型图表 50 Hz

Compressor Celetion Diagram 50 Hz—压缩选型图表 50 Hz



Vacuum Selection diagram 60 Hz—真空选型图表 60 Hz

Compressor Celetion Diagram 60 Hz—压缩选型图表 60 Hz





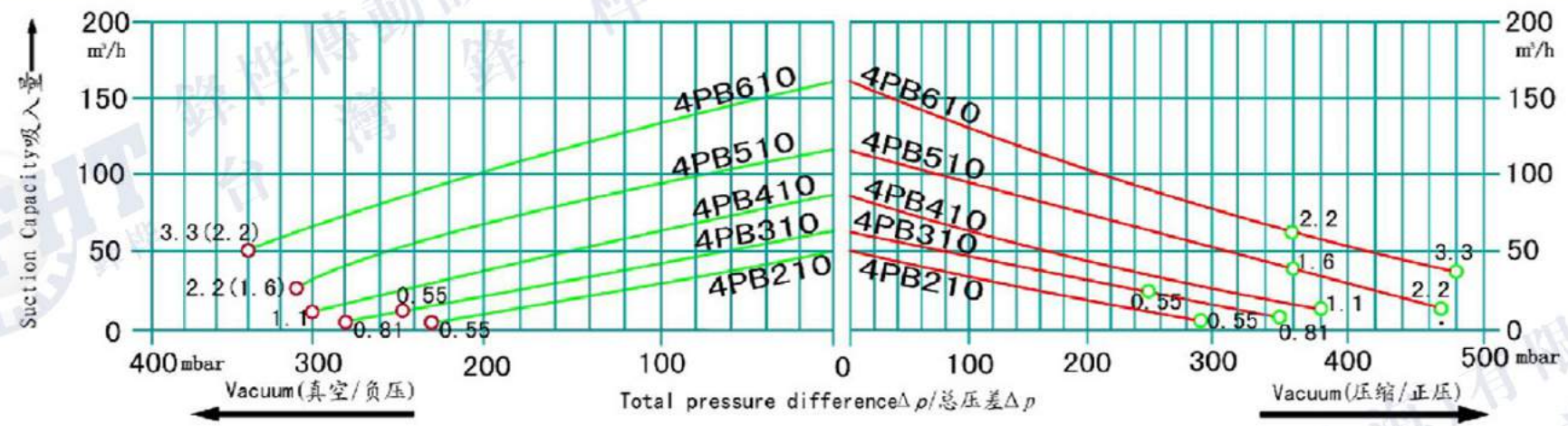
4PB/3AC (单级)气环真空泵型号及性能参数表 (IP55 50/60HZ)

4PB/3AC (Single impeller) Gas ring vacuum pump models and the performance parameters table (IP55 50/60HZ)

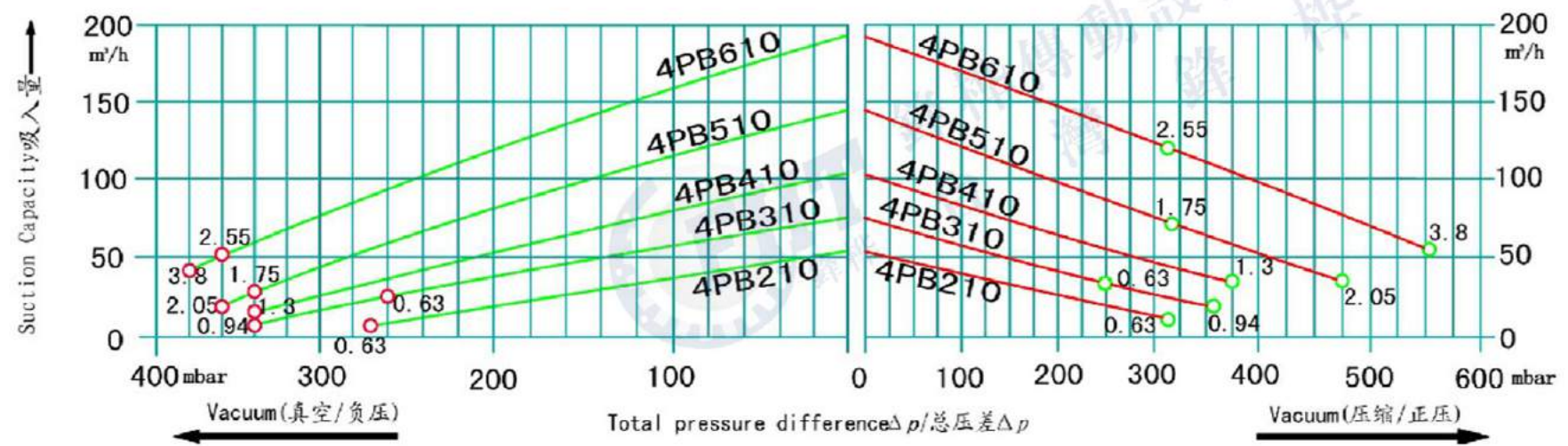
型号 (4PB 3AC) Model	单级	马达参数				最大	额定	额定	噪音	重量
	双级	频率	功率	额定电压	额定电流	排吸流量	真空压力	压缩压力		
	single	frequency	power	voltage	current	Max airflow	rated Vacuum	rated compress	noises	Weight
	double	HZ	KW	V	A	m3/h	mbar	mbar	dB(A)	Kg
4PB 210 H16	单	50	0.55	200-240Δ/345-415Y	2.8Δ/1.6Y	47	-230	290	57	16
		60	0.63	220-275Δ/380-480Y	3Δ/1.7Y	57	-270	320	62	
4PB 310 H16	单	50	0.55	200-240Δ/345-415Y	2.8Δ /1.6Y	66	-250	250	57	16
		60	0.63	220-275Δ/380-480Y	3Δ/1.7Y	80	-260	250	62	
4PB 310 H26	单	50	0.81	200-240Δ/345-415Y	4Δ/2.3Y	66	-280	350	57	17
		60	0.94	220-275Δ/380-480Y	4Δ/2.3Y	80	-340	360	62	
4PB 410 H16	单	50	1.1	200-240Δ/345-415Y	5.4Δ/3.1Y	87	-300	380	58	23
		60	1.3	220-275Δ/380-480Y	5.4Δ/3.1Y	105	-340	370	62	
4PB 510 H16	单	50	1.6	200-240Δ/345-415Y	7.5Δ/4.3Y	120	-310	360	64	26
		60	2.05	220-275Δ/380-480Y	7.6Δ/4.4Y	145	-340	320	68	
4PB 510 H26	单	50	2.2	200-240Δ/345-415Y	11.4Δ/6.6Y	120	-310	470	64	29
		60	2.55	220-275Δ/380-480Y	11.2Δ/6.5Y	145	-360	480	68	
4PB 610 H16	单	50	2.2	200-240Δ/345-415Y	11.4Δ /6.6Y	165	-340	360	65	32
		60	2.55	220-275Δ/380-480Y	11.2Δ /6.5Y	195	-360	315	71	
4PB 610 H36	单	50	3.3	200-240Δ/345-415Y	13Δ/7.5Y	165	-340	480	65	35
		60	3.8	220-275Δ/380-480Y	14.2Δ/8.2Y	195	-380	530	71	

4PB 单级真空压缩选型曲线 3AC / Vacuum compression type curve

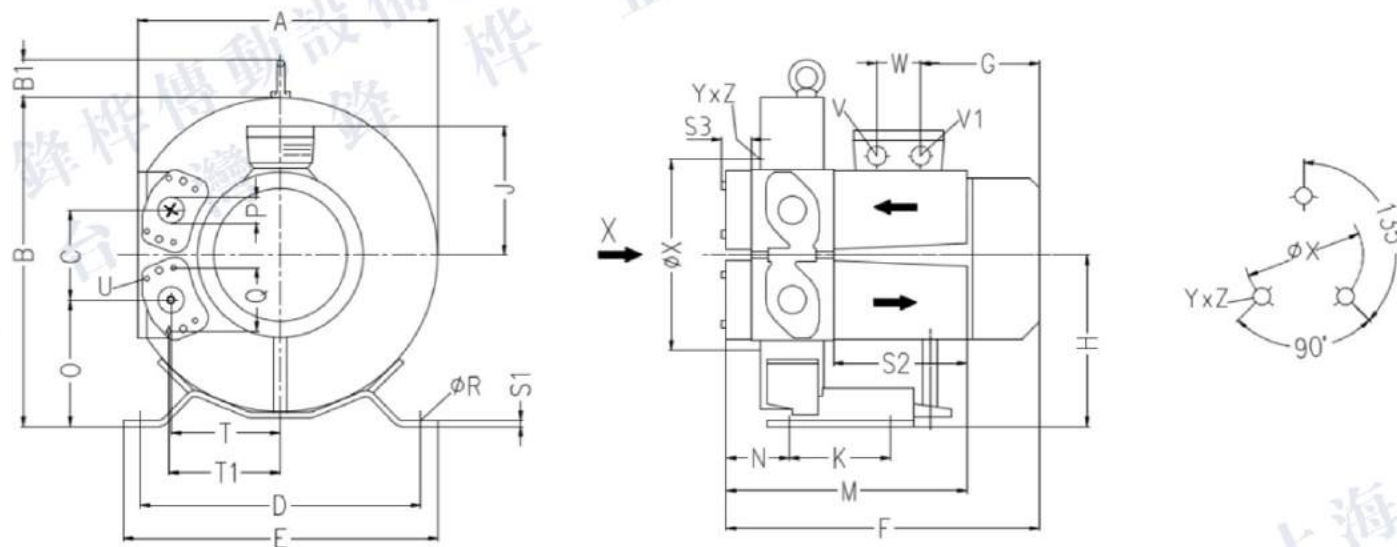
Vacuum Selection diagram 50 Hz—真空选型图表 50 Hz Compressor Celetion Diagram 50 Hz—压缩选型图表 50 Hz



Vacuum Selection diagram 60 Hz—真空选型图表 60 Hz Compressor Celetion Diagram 60 Hz—压缩选型图表 60 Hz



4PB 单级安装尺寸 / Single stage mounting dimensions



型号 Type	相位	A	B	B1	C	D	E	F	G	H	J	K	M	N	O	P	Q	φR	S1	S2	S3	T	T1	U	V	V1	W	φX	YxZ
4RB 210-H16	3~	294	319	39	87	260	298	293	129	167	111	105	252	65	124	G1 _{1/4}	64	14	4	140	31	105	107	M6x17	M25x1.5	M16x1.5	32	153	M6x15
4RB 310-H16	3~	313	339	39	94	290	325	295	153	177	120	105	256	67	130	G1 _{1/4}	64	14	4	140	31	114	116	M6x17	M25x1.5	M16x1.5	32	153	M6x15
4RB 310-H26	3~	313	339	39	94	290	325	295	153	177	120	105	256	67	130	G1 _{1/4}	64	14	4	140	31	114	116	M6x17	M25x1.5	M16x1.5	32	153	M6x15
4RB 410-H16	3~	346	375	38	103	315	350	321	129	195	111	130	260	66	143	G1 _{1/4}	64	14	4	140	31	125	127	M6x17	M25x1.5	M16x1.5	32	167	M6x15
4RB 510-H16	3~	368	395	39	114	328	363	361	185	205	128	152	265	68	148	G1 _{1/4}	64	14	5	140	31	137	138	M6x17	M25x1.5	M16x1.5	32	192	M8x15
4RB 510-H26	3~	368	395	39	114	328	363	361	185	205	128	152	265	68	148	G1 _{1/4}	64	14	5	140	31	137	138	M6x17	M25x1.5	M16x1.5	32	192	M8x15
4RB 610-H16	3~	418	455	39	127	371	406	364	129	235	111	105	271	72	172	G1 _{1/4}	64	14	4	140	31	153	155	M6x17	M25x1.5	M16x1.5	32	228	M6x15
4RB 610-H36	3~	418	455	39	127	371	406	390	211	235	111	105	271	72	172	G1 _{1/4}	64	14	4	140	31	153	155	M6x17	M25x1.5	M16x1.5	32	228	M6x15



4PB (双级/三级)气环真空泵型号及性能参数表 (IP55 50/60HZ)

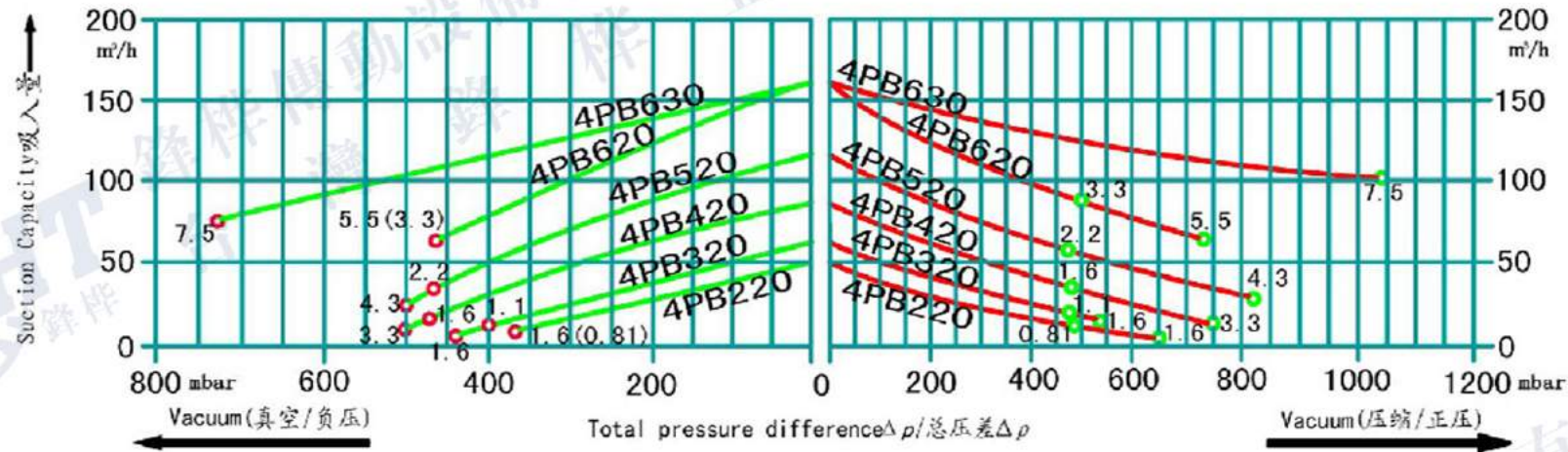
4PB/3AC (double、three impeller) Gas ring vacuum pump models and the performance parameters table (IP55 50/60HZ)

型号 (4PB 3AC) Model	单级	马达参数				最大	额定	额定	噪音	重量
	双级	频率	功率	额定电压	额定电流	排吸气量	真空压力	压缩压力		
	double	frequency	power	voltage	current	Max airflow	rated Vacuum	rated compress		
	three	HZ	KW	V	A	m3/h	mbar	mbar		
4PB 220 H26	双	50	0.81	200-240Δ/345-415Y	4Δ/2.3Y	47	-370	490	58	24
		60	0.94	220-275Δ/380-480Y	4Δ/2.3Y	60	-440	480	62	
4PB 220 H56	双	50	1.6	200-240Δ/345-415Y	7.5Δ/4.3Y	47	-370	650	58	28
		60	2.05	220-275Δ/380-480Y	7.6Δ/4.4Y	60	-500	740	62	
4PB 320 H46	双	50	1.1	200-240Δ/345-415Y	5.4Δ/3.1Y	65	-400	480	59	29
		60	1.3	220-275Δ/380-480Y	5.4Δ/3.1Y	76	-480	480	63	
4PB 320 H56	双	50	1.6	200-240Δ/345-415Y	7.5Δ /4.3Y	65	-440	540	59	30
		60	2.05	220-275Δ/380-480Y	7.5Δ /4.4Y	76	-560	600	63	
4PB 420 H26	双	50	1.6	200-240Δ/345-415Y	7.5Δ /4.3Y	87	-480	450	61	33
		60	2.05	220-275Δ/380-480Y	7.6Δ /4.4Y	105	-430	410	66	
4PB 420 H56	双	50	3.3	200-240Δ/345-415Y	13Δ/7.5Y	87	-500	750	61	39
		60	3.8	220-275Δ/380-480Y	13.8Δ/8Y	105	-510	850	66	
4PB 520 H26	双	50	2.2	200-240Δ/345-415Y	11.4Δ/6.6Y	120	-470	460	64	40
		60	2.55	220-275Δ/380-480Y	11.2Δ/6.5Y	145	-500	450	70	
4PB 520 H77	双	50	4.3	345-415Δ	9.5Δ	120	-500	820	65	51
		60	4.8	380-480Δ	10Δ	145	-530	810	71	
4PB 620 H36	双	50	3.3	200-240Δ/345-415Y	13Δ /7.5Y	165	-460	500	67	48
		60	3.8	220-275Δ/380-480Y	14.2Δ/8.2Y	195	-480	420	71	
4PB 620 H57	双	50	5.5	345-415Δ	12Δ	165	-460	740	68	65
		60	6.3	380-480Δ	11.5Δ	195	-480	840	72	
4PB 630 H67	三	50	7.5	345-415Δ	16Δ	170	-730	1040	72	86
		60	8.6	380-480Δ	16Δ	200	-700	1040	76	

4PB 雙級、三級真空壓縮选型曲线 3AC / Vacuum compression type curve

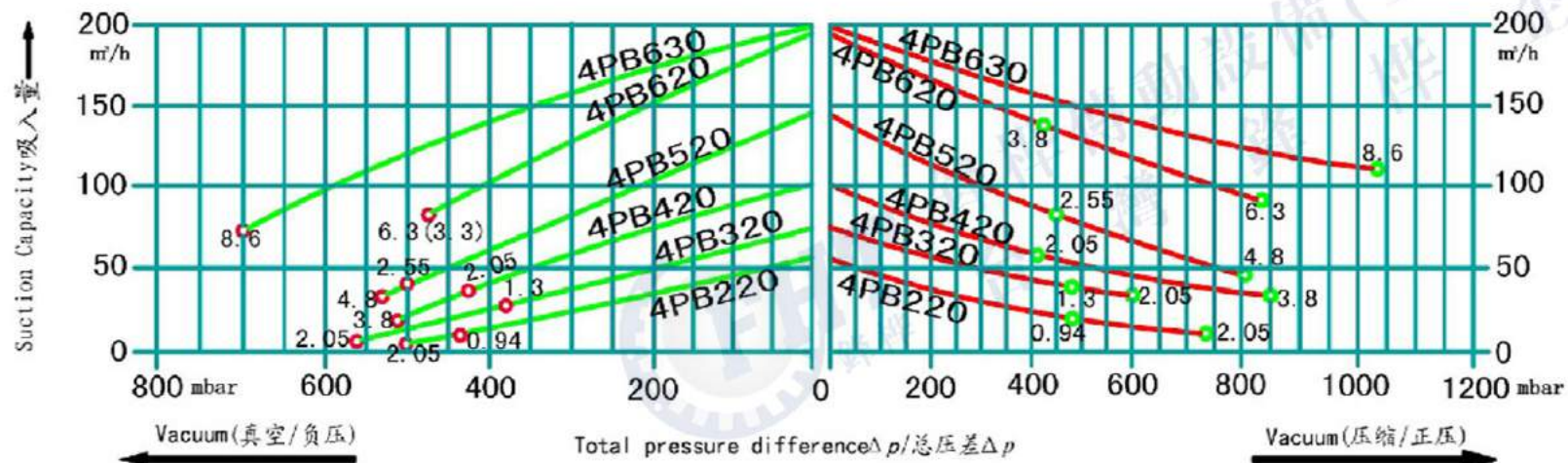
Vacuum Selection diagram 50 Hz—真空选型图表 50 Hz

Compressor Celetion Diagram 50 Hz—壓縮选型图表 50 Hz

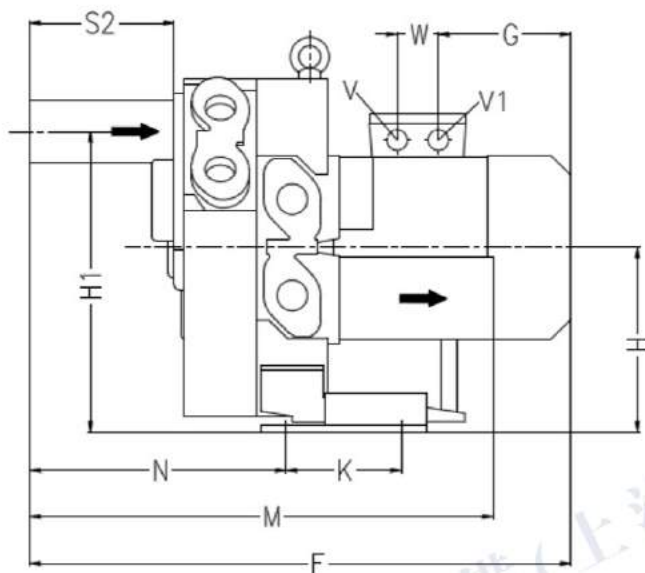
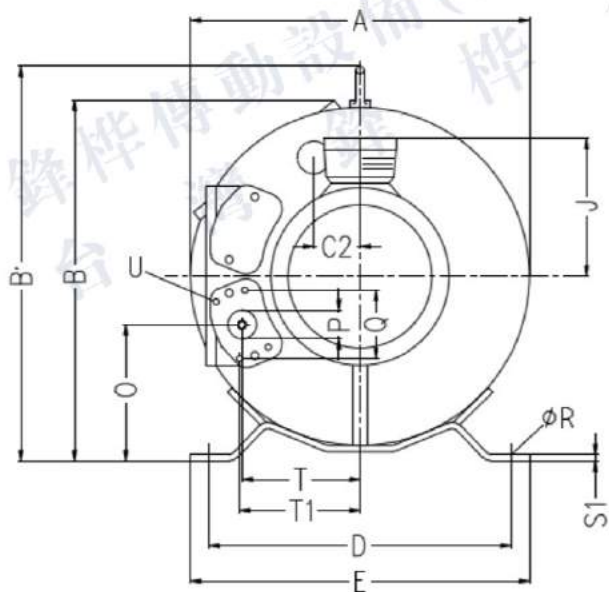


Vacuum Selection diagram 60 Hz—真空选型图表 60 Hz

Compressor Celetion Diagram 60 Hz—壓縮选型图表 60 Hz

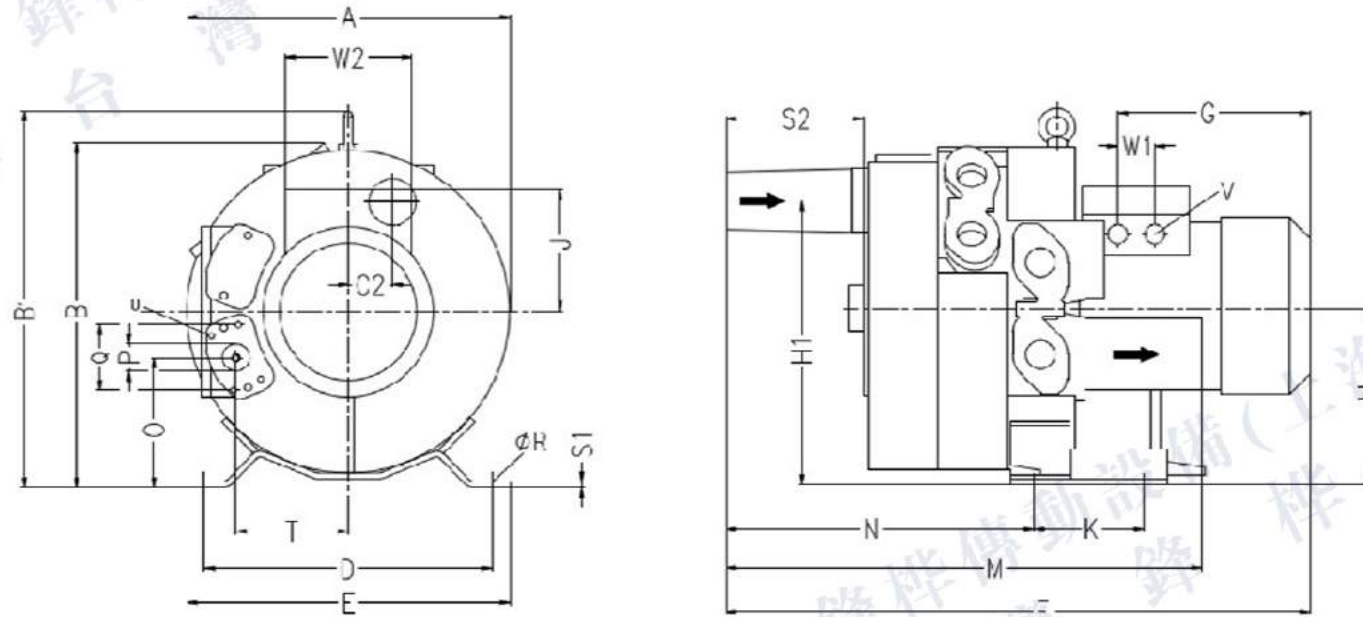


4PB 双级安装尺寸 / Two stage mounting dimensions



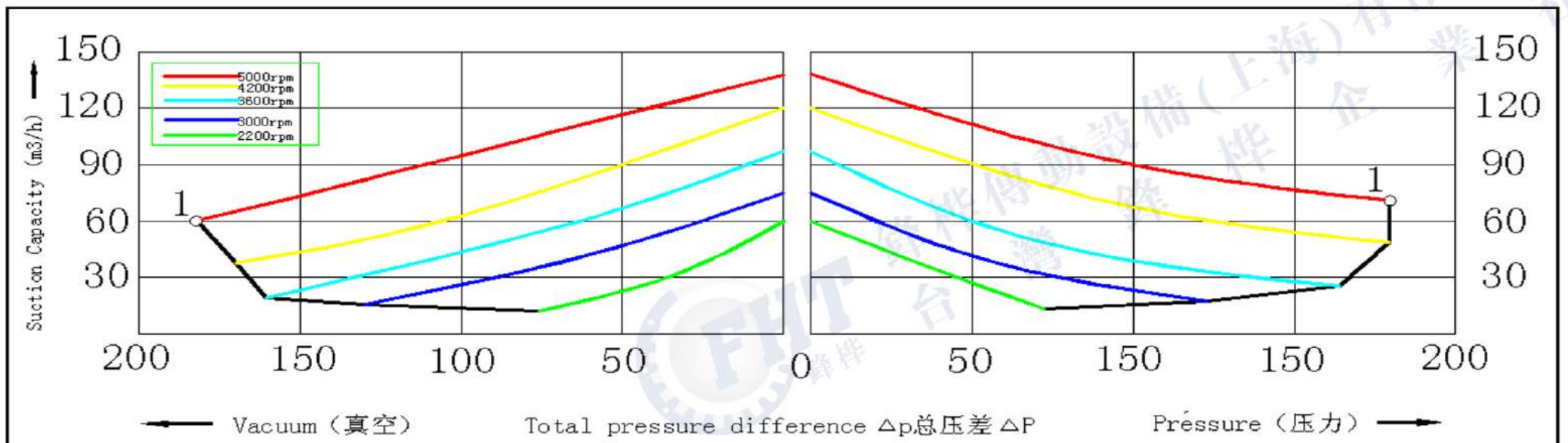
型号 Type	相位	A	B	B'	C2	D	E	F	G	H	H1	J	K	M	N	O	P	Q	φR	S1	S2	S3	T	T1	U	V	V1	W
4PB 220-H26	3~	313	326	359	43	260	298	469	130	167	272	111	105	426	241	123	G1 _{1/4}	64	14	4	140	31	105	107	M6x17	M25x1.5	M16x1.5	32
4PB 220-H56	3~	313	326	359	43	260	298	525	185	167	272	128	105	426	241	123	G1 _{1/4}	64	14	4	140	31	105	107	M6x17	M25x1.5	M16x1.5	32
4PB 320-H46	3~	331	345	380	47	290	325	390	153	177	291	120	105	431	243	130	G1 _{1/4}	64	14	4	140	31	114	116	M6x17	M25x1.5	M16x1.5	32
4PB 320-H56	3~	331	345	380	47	290	325	421	185	177	291	128	105	431	243	130	G1 _{1/4}	64	14	4	140	31	114	116	M6x17	M25x1.5	M16x1.5	32
4PB 420-H26	3~	363	377	414	52	315	350	529	180	195	319	128	130	436	243	143	G1 _{1/4}	64	14	4	140	31	125	127	M6x17	M25x1.5	M16x1.5	32
4PB 420-H56	3~	363	377	414	52	315	350	554	211	195	319	128	130	436	243	143	G1 _{1/4}	64	14	4	140	31	125	127	M6x17	M25x1.5	M16x1.5	32
4PB 520-H26	3~	387	402	435	57	328	363	549	185	206	343	128	152	453	256	148	G1 _{1/4}	64	14	5	140	31	137	138	M6x17	M25x1.5	M16x1.5	42
4PB 520-H77	3~	387	402	435	57	328	363	603	211	206	343	148	152	453	256	148	G1 _{1/4}	64	14	5	140	31	137	138	M6x17	2xM32x1.5	M16x1.5	32
4PB 620-H36	3~	442	457	495	63	372	406	578	211	236	389	128	152	458	259	173	G1 _{1/4}	64	14	5	140	31	153	155	M6x17	M25x1.5	M16x1.5	42
4PB 620-H57	3~	442	457	495	63	372	406	643	248	236	389	148	152	458	259	173	G1 _{1/4}	64	14	5	140	31	153	155	M6x17	2xM32x1.5	M16x1.5	42

4PB-630 三級安裝尺寸 / Three stage mounting dimensions



型号 Type	相位	A	B	B'	C2	D	E	F	G	H	H1	K	M	N	O	P	Q	φR	S1	S2	T	U	V	W1	W2
4RB 630-0AH67-8	3~	442	402	492	63	371	406	717	274	236	389	152	539	336	172	G1 _{1/4}	64	14	5	146	153	M6x17	M32x1.5	42	120

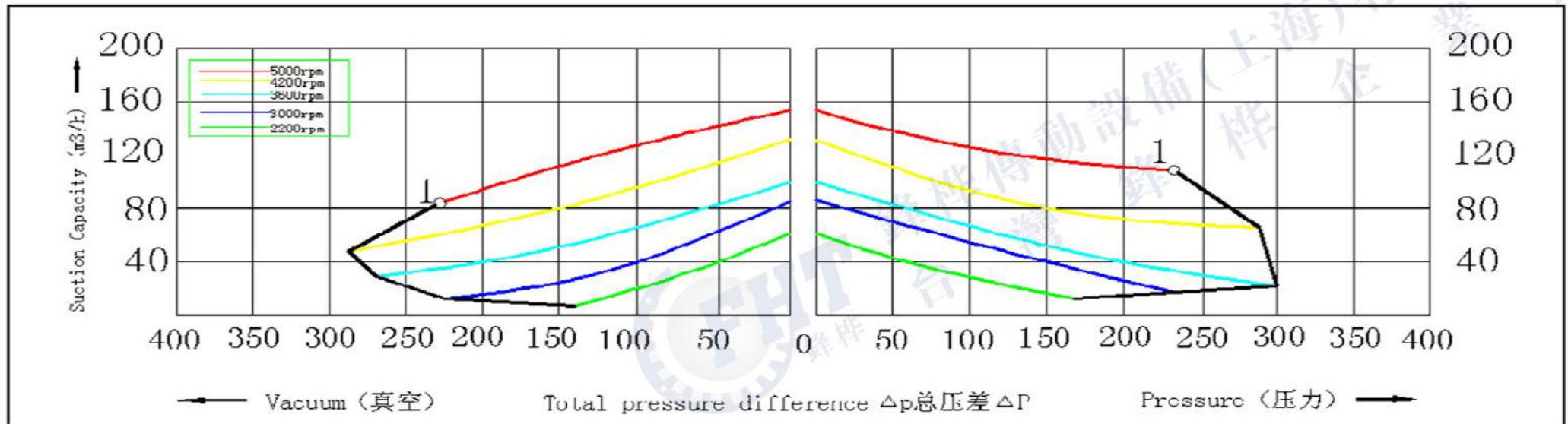
NO	Rated Speed	Rated Power	Max air flow	Max vacuum	Max pressure	Sound-Level	Weight
编号	转速	配置功率	最大流量	最大真空	最大压力	噪音	重量
	PRM	KW	M3/h	mbar	mbar	db (A)	Kg
A	3000	0.7	80	-130	130	53	5.5
	3600	0.83	100	-160	160	56	
	4200	0.95	120	-170	170	60	
	5000	1.1	140	-180	170	62	



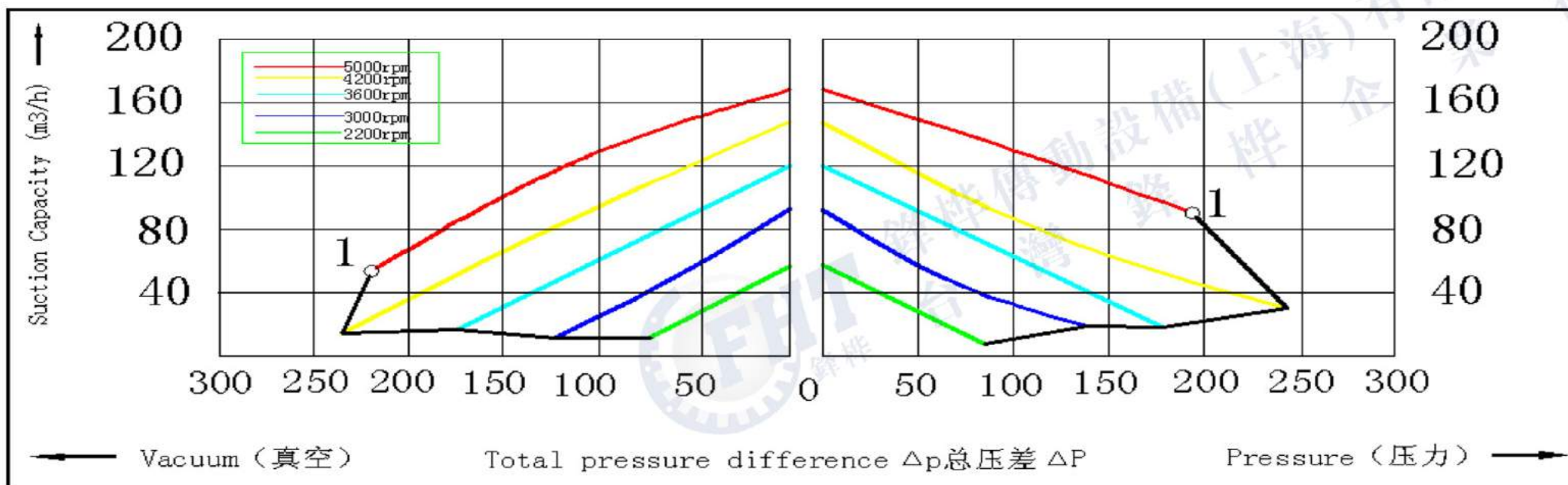
2PB 223-1HY99 参数及曲线

2PB 223-1HY99 parameters and the curve

NO	Rated Speed	Rated Power	Max air flow	Max vacuum	Max pressure	Sound-Level	Weight
编号	转速	配置功率	最大流量	最大真空	最大压力	噪音	重量
	PRM	KW	m3/h	mbar	mbar	db(A)	Kg
A	3000	0.7	85	-210	240	55	9
	3600	0.83	102	-260	290	61	
	4200	0.95	128	-290	280	64	
	5000	1.1	150	-220	230	66	



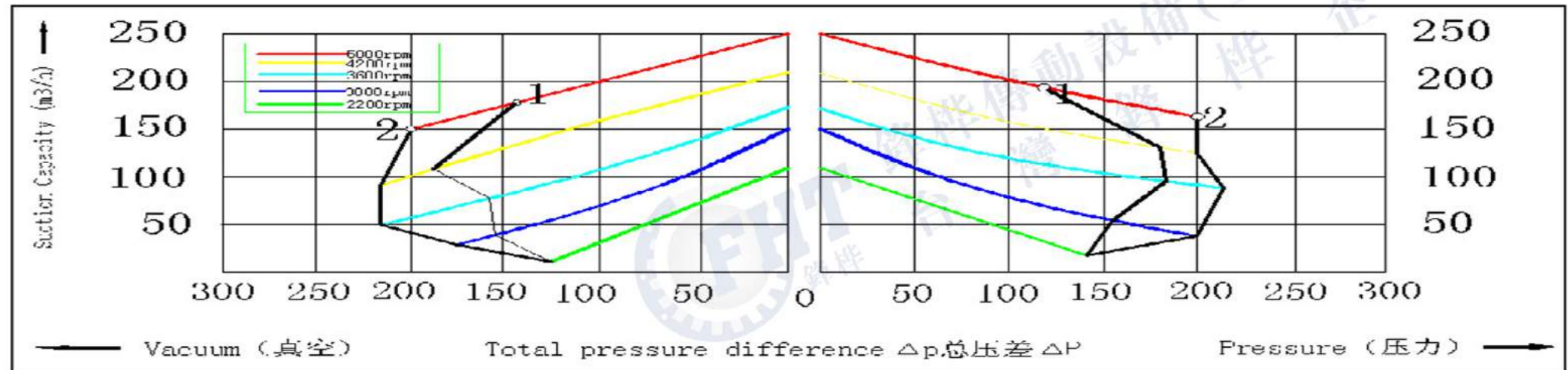
NO	Rated Speed	Rated Power	Max air flow	Max vacuum	Max pressure	Sound-Level	Weight
编号	转速	配置功率	最大流量	最大真空	最大压力	噪音	重量
	PRM	KW	m ³ /h	mbar	mbar	db (A)	Kg
A	3000	0.7	105	-120	140	54	7
	3600	0.83	120	-160	180	57	
	4200	0.95	140	-220	230	60	
	5000	1.1	170	-210	190	63	



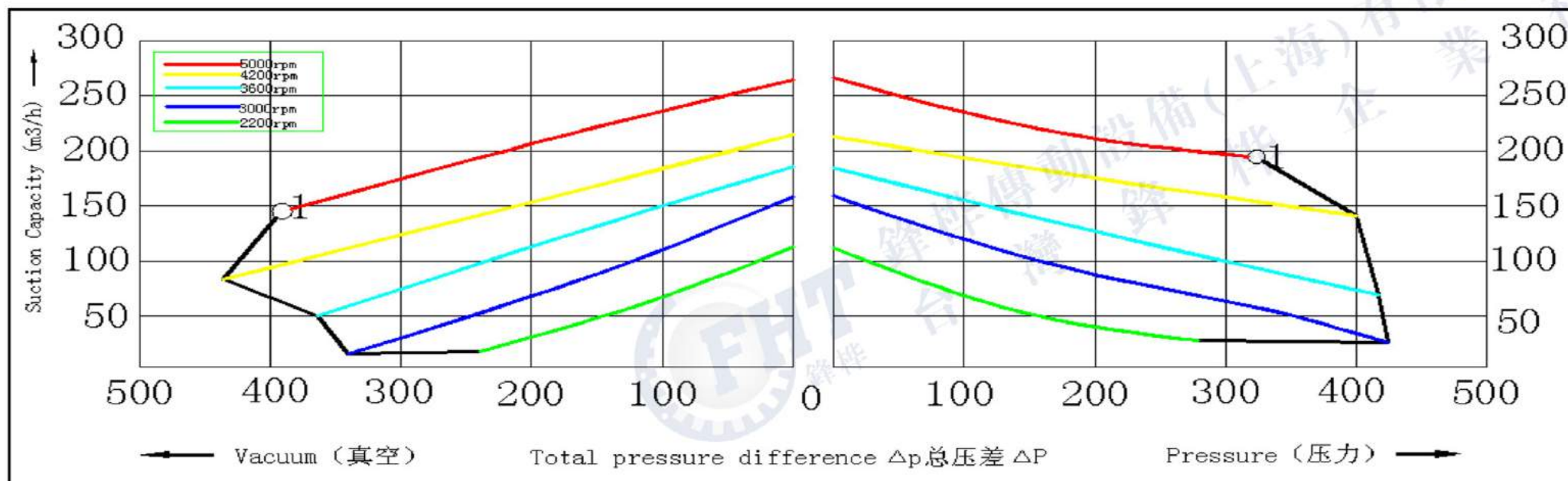
2PB 413-1HY99 参数及曲线

2PB 413-1HY99 parameters and the curve

NO	Rated Speed	Rated Power	Max air flow	Max vacuum	Max pressure	Sound-Level	Weight
编号	转速	配置功率	最大流量	最大真空	最大压力	噪音	重量
	PRM	KW	M3/h	mbar	mbar	db(A)	Kg
A	3000	0.85	150	-160	160	63	7.5
	3600	0.95	180	-160	160	64	
	4200	1.3	220	180	180	68	
	5000	1.5	250	-140	130	74	
B	3000	1.3	150	-170	200	63	
	3600	1.5	180	-210	200	64	
	4200	1.75	220	-210	190	68	
	5000	2.1	250	-190	190	74	



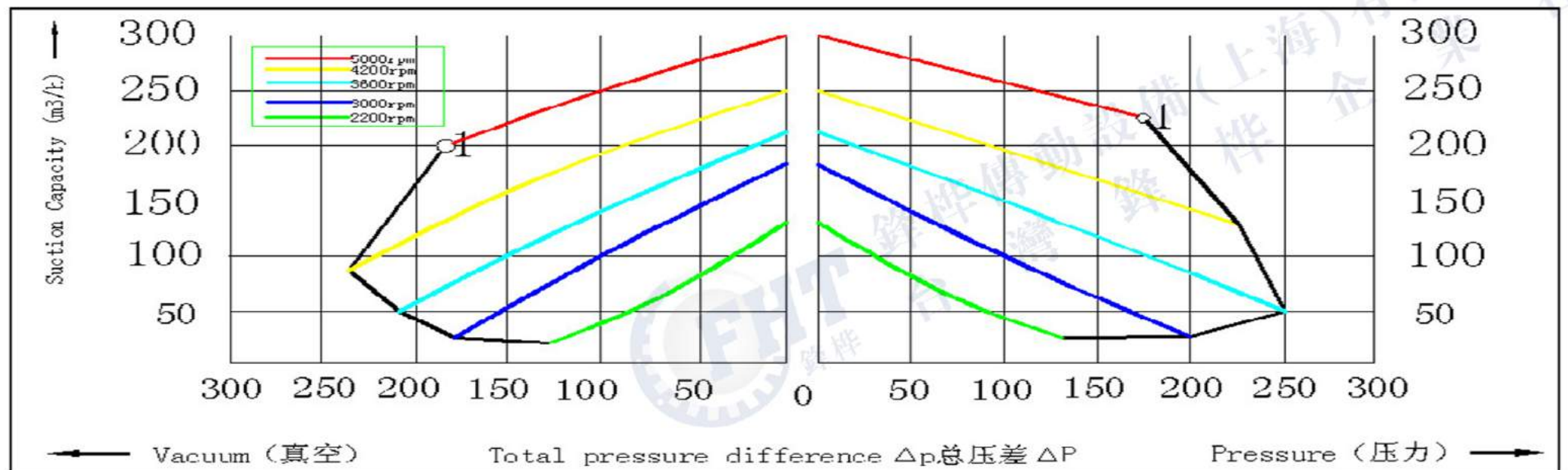
NO	Rated Speed	Rated Power	Max air flow	Max vacuum	Max pressure	Sound-Level	Weight
编号	转速	配置功率	最大流量	最大真空	最大压力	噪音	重量
	PRM	KW	m ³ /h	mbar	mbar	db(A)	Kg
A	3000	2.2	160	-330	440	66	13.5
	3600	2.55	190	-350	420	69	
	4200	3	230	-420	400	72	
	5000	3.8	260	-380	330	77	



2PB 433-1HY99 参数及曲线

2PB 433-1HY99 parameters and the curve

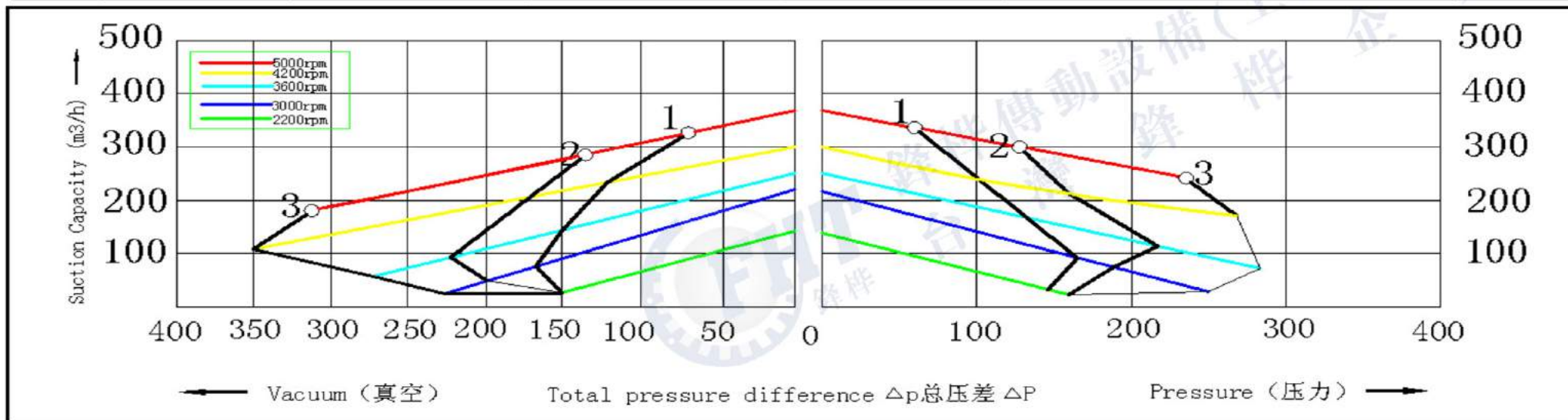
NO	Rated Speed	Rated Power	Max air flow	Max vacuum	Max pressure	Sound-Level	Weight
编号	转速	配置功率	最大流量	最大真空	最大压力	噪音	重量
	PRM	KW	m ³ /h	mbar	mbar	db(A)	Kg
A	3000	1.3	180	-180	200	64	8.5
	3600	1.5	210	-210	240	65	
	4200	1.75	255	-240	230	69	
	5000	2.1	300	-180	170	75	



2PB 513-1HY99 参数及曲线

2PB 513-1HY99 parameters and the curve

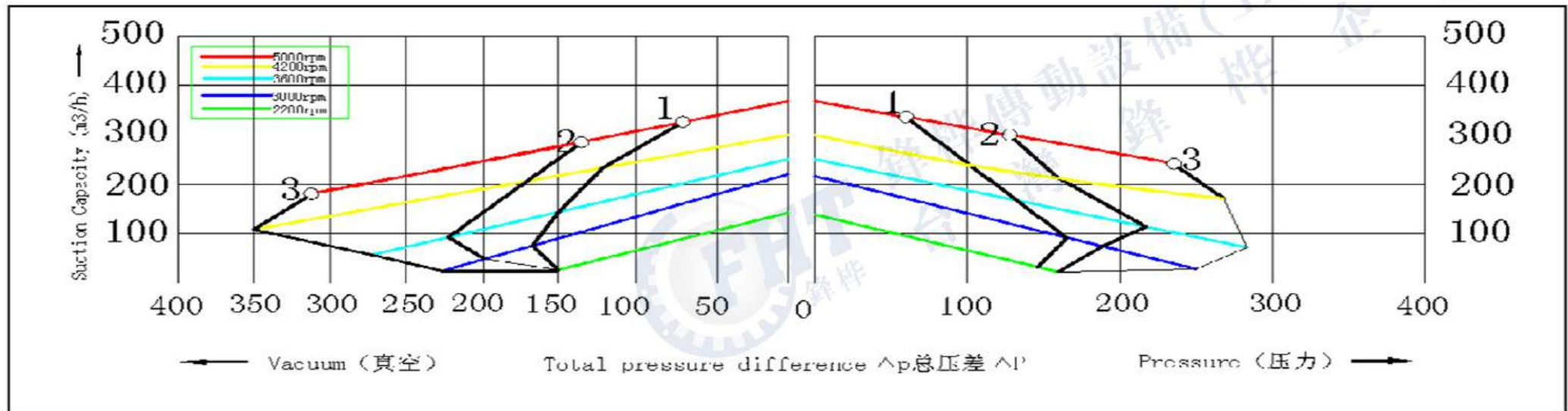
NO	Rated Speed	Rated Power	Max air flow	Max vacuum	Max pressure	Sound-Level	Weight
编号	转速	配置功率	最大流量	最大真空	最大压力	噪音	重量
	PRM	KW	M3/h	mbar	mbar	db(A)	Kg
A	3000	1.3	210	-170	170	64	11
	3600	1.5	255	-150	140	70	
	4200	1.75	300	-130	100	72	
	5000	2.1	350	-70	60	75	
B	3000	1.6	210	-200	190	64	
	3600	2.05	255	-220	210	70	
	4200	2.3	300	-180	170	72	
	5000	2.6	350	-130	120	75	
C	3000	2.2	210	-220	270	64	
	3600	2.55	255	-260	290	70	
	4200	3	300	-300	270	72	
	5000	3.8	350	-270	240	75	



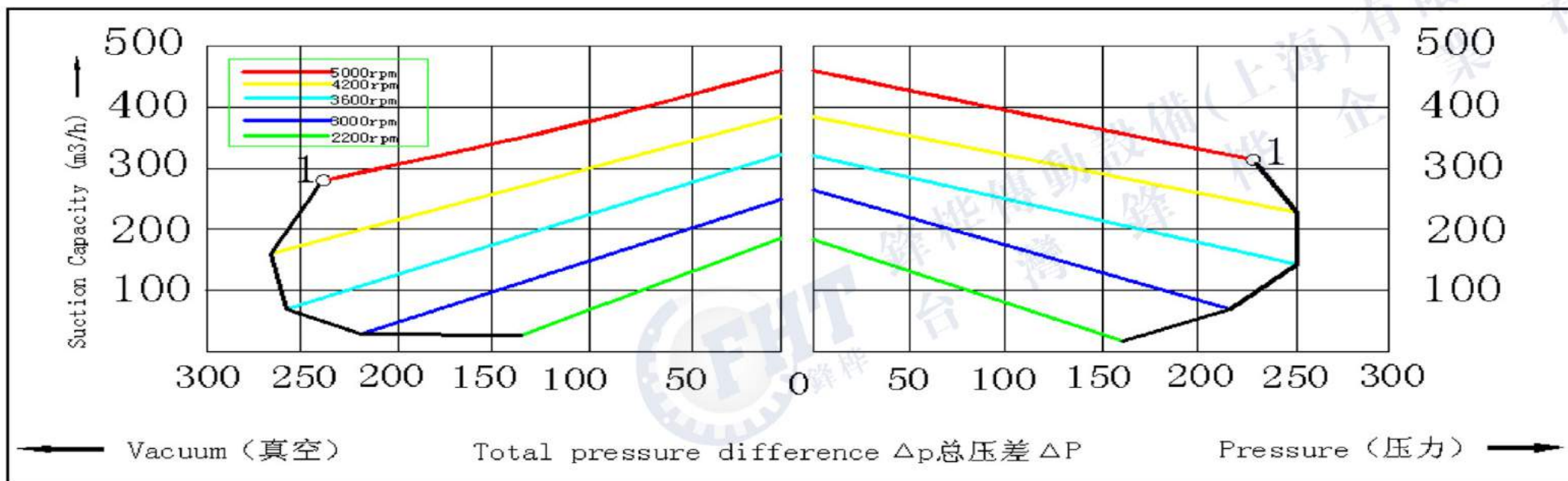
2PB 523-1HY99 参数及曲线

2PB523-1HY99 parameters and the curve

NO	Rated Speed	Rated Power	Max air flow	Max vacuum	Max pressure	Sound-Level	Weight
编号	转速	配置功率	最大流量	最大真空	最大压力	噪音	重量
	PRM	KW	m3/h	mbar	mbar	db(A)	Kg
A	3000	3	230	-340	410	72	21
	3600	3.45	275	-380	360	74	
	4200	4.3	320	-340	300	78	
	5000	5	380	-300	240	83	
B	3000	4	230	-390	440	72	
	3600	4.6	275	-410	480	74	
	4200	6	320	-440	480	78	
	5000	6.9	380	-460	410	83	



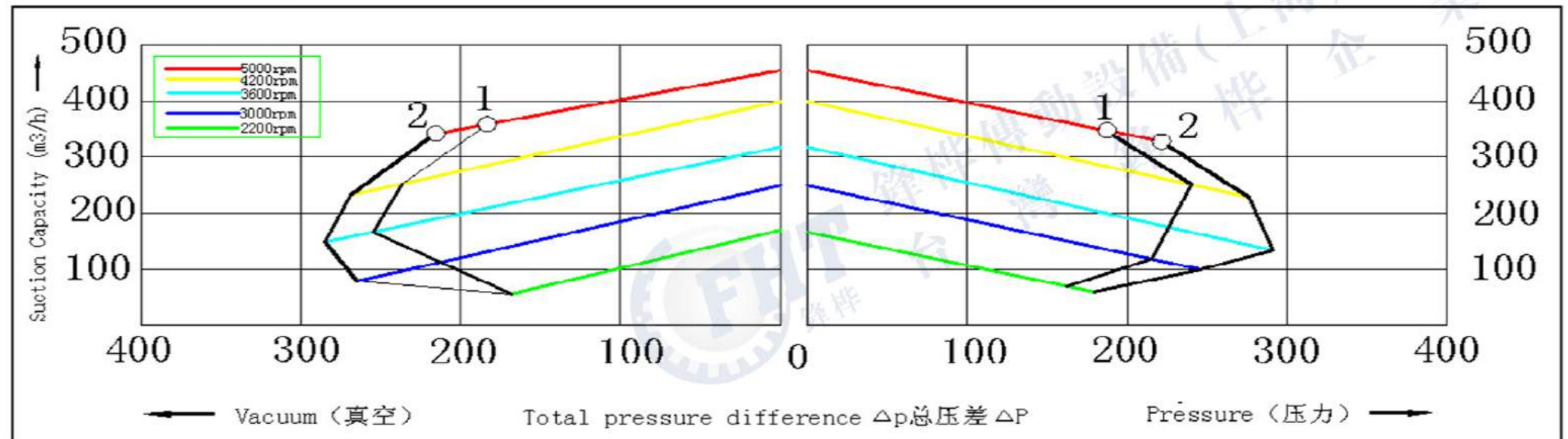
NO	Rated Speed	Rated Power	Max air flow	Max vacuum	Max pressure	Sound-Level	Weight
编号	转速	配置功率	最大流量	最大真空	最大压力	噪音	重量
	PRM	KW	m ³ /h	mbar	mbar	db (A)	Kg
A	3000	2.2	270	-220	230	65	12
	3600	2.55	330	-260	250	71	
	4200	3	390	-270	250	73	
	5000	3.8	460	-230	220	76	



2PB 613-1HY99 参数及曲线

2PB 613-1HY99 parameters and the curve

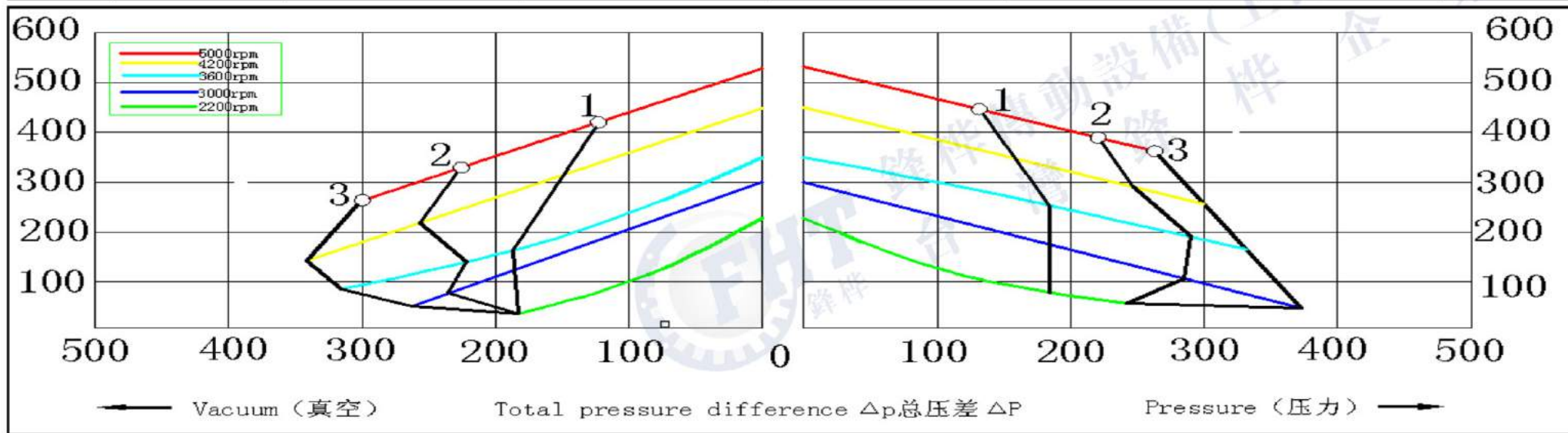
NO	Rated Speed	Rated Power	Max air flow	Max vacuum	Max pressure	Sound-Level	Weight
编号	转速	配置功率	最大流量	最大真空	最大压力	噪音	重量
	PRM	KW	m3/h	mbar	mbar	db (A)	Kg
1	3000	2.2	265	-220	220	65	14
	3600	2.55	315	-250	240	71	
	4200	3	400	-240	250	73	
	5000	3.8	480	-180	190	76	
2	3000	3	265	-260	250	64	
	3600	3.45	315	-280	280	70	
	4200	4.3	400	-270	280	72	
	5000	5	480	-220	220	75	



2PB 713-1HY99 参数及曲线

2PB 713-1HY99 parameters and the curve

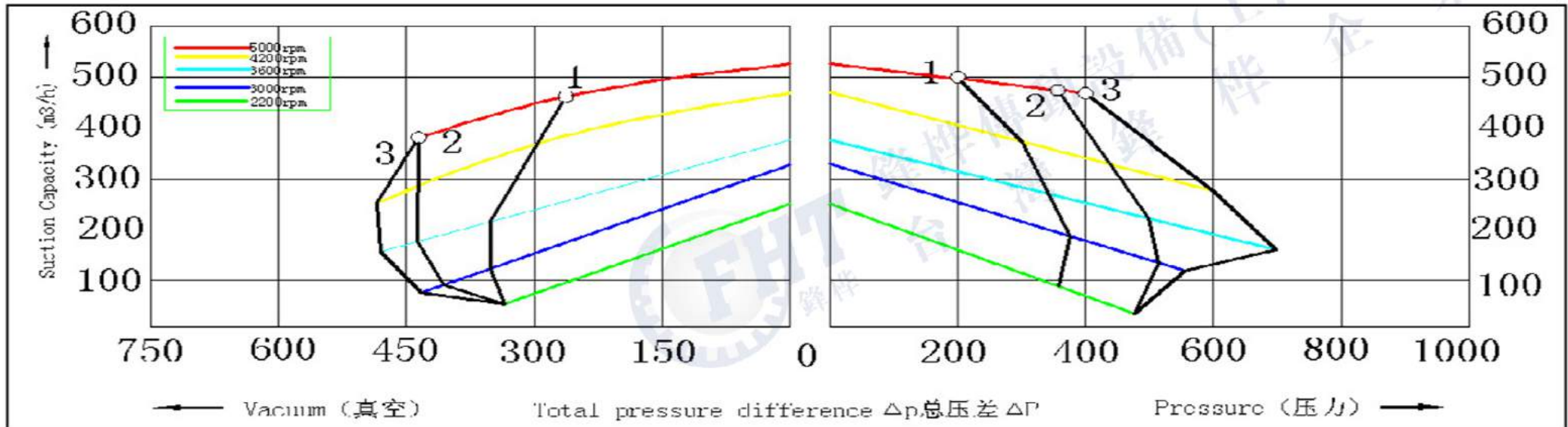
NO	Rated Speed	Rated Power	Max air flow	Max vacuum	Max pressure	Sound-Level	Weight
编号	转速	配置功率	最大流量	最大真空	最大压力	噪音	重量
	PRM	KW	m ³ /h	mbar	mbar	db(A)	Kg
A	3000	2.2	320	-190	190	69	16
	3600	2.55	380	-190	190	72	
	4200	3	440	-160	160	75	
	5000	3.8	530	-130	130	80	
B	3000	3	320	-260	270	64	
	3600	3.45	380	-240	230	70	
	4200	4.3	440	-270	220	72	
	5000	5	530	-220	210	75	
C	3000	4	320	-290	360	64	
	3600	4.6	380	-320	310	70	
	4200	6	440	-340	300	72	
	5000	6.9	530	-300	270	75	



2PB 723-1HY99 参数及曲线

2PB 723-1HY99 parameters and the curve

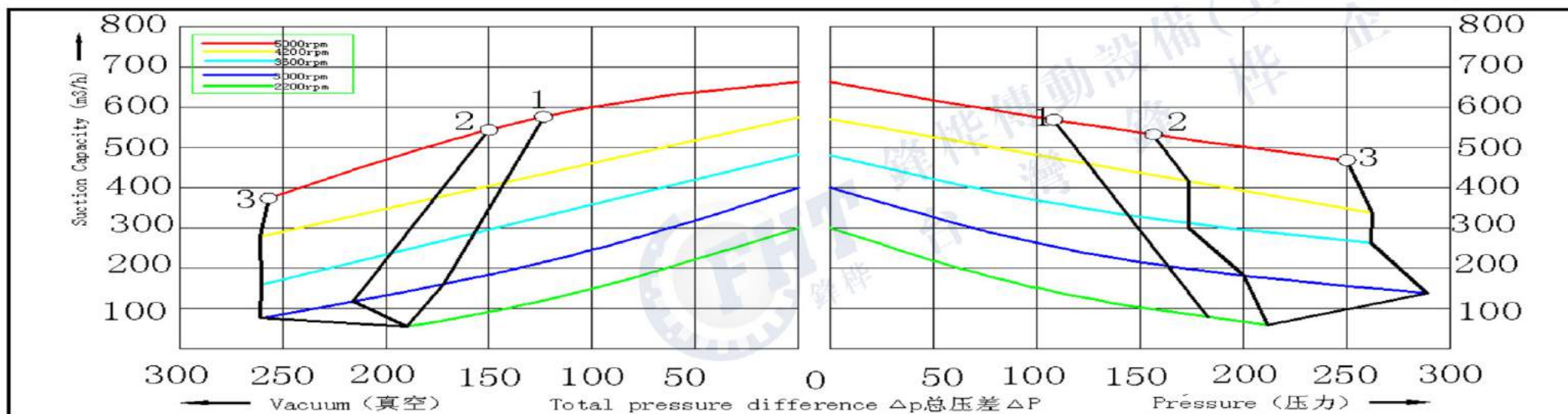
NO	Rated Speed	Rated Power	Max air flow	Max vacuum	Max pressure	Sound-Level	Weight
编号	转速	配置功率	最大流量	最大真空	最大压力	噪音	重量
	PRM	KW	m ³ /h	mbar	mbar	db (A)	Kg
A	3000	4.3	320	-360	380	73	29
	3600	4.8	380	-350	320	75	
	4200	6.3	440	-310	300	78	
	5000	6.9	530	-240	200	84	
B	3000	5.5	320	-420	500	73	
	3600	6.3	380	-440	500	75	
	4200	7.5	440	-440	420	78	
	5000	8.8	530	-440	350	84	
C	3000	7.5	320	-440	570	73	
	3600	8.6	380	-460	660	75	
	4200	10	440	-460	600	78	
	5000	12	530	-460	410	84	



2PB 733-1HY99 参数及曲线

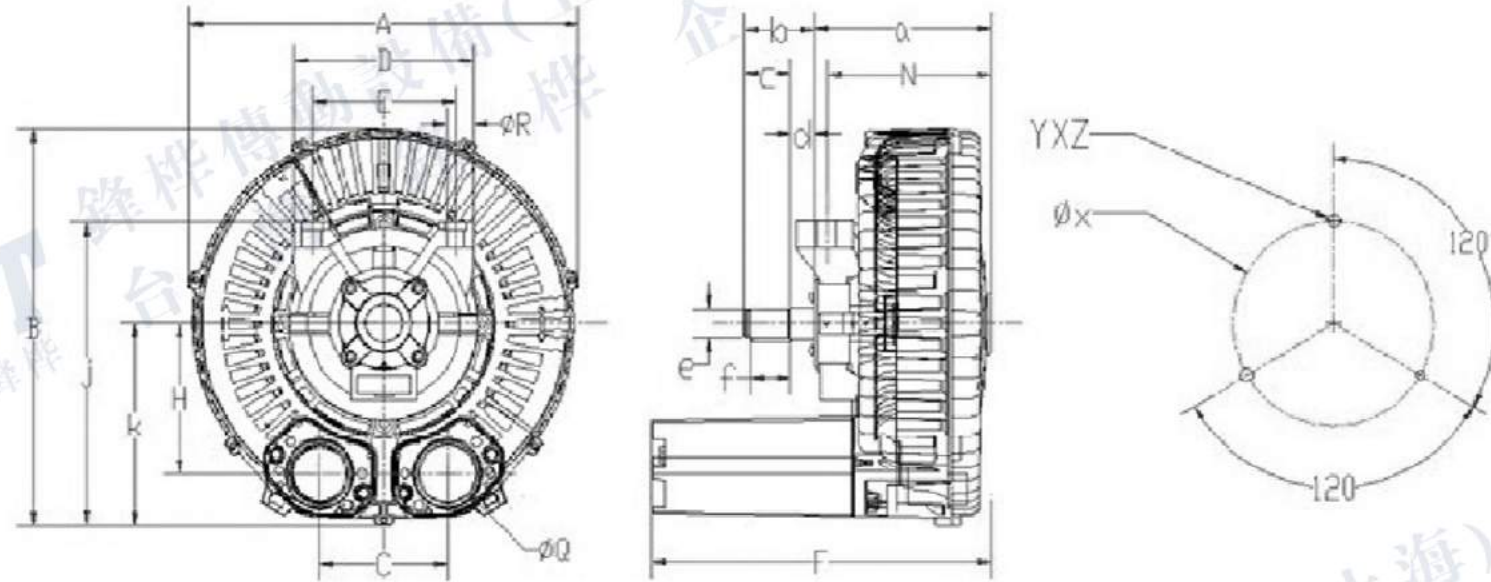
2PB 733-1HY99 parameters and the curve

NO	Rated Speed	Rated Power	Max air flow	Max vacuum	Max pressure	Sound-Level	Weight
编号	转速	配置功率	最大流量	最大真空	最大压力	噪音	重量
	PRM	KW	m ³ /h	mbar	mbar	db(A)	Kg
A	3000	2.2	420	-180	170	70	18
	3600	2.55	500	-160	150	73	
	4200	3	580	-140	130	76	
	5000	3.8	660	-120	120	81	
B	3000	3	420	-220	200	70	
	3600	3.45	500	-200	170	73	
	4200	4.3	580	-180	170	76	
	5000	5	660	-150	150	81	
C	3000	4	420	-260	290	70	
	3600	4.6	500	-260	260	73	
	4200	6	580	-260	260	76	
	5000	6.9	660	-460	240	81	



1HY99 单級 托泵 安裝尺寸

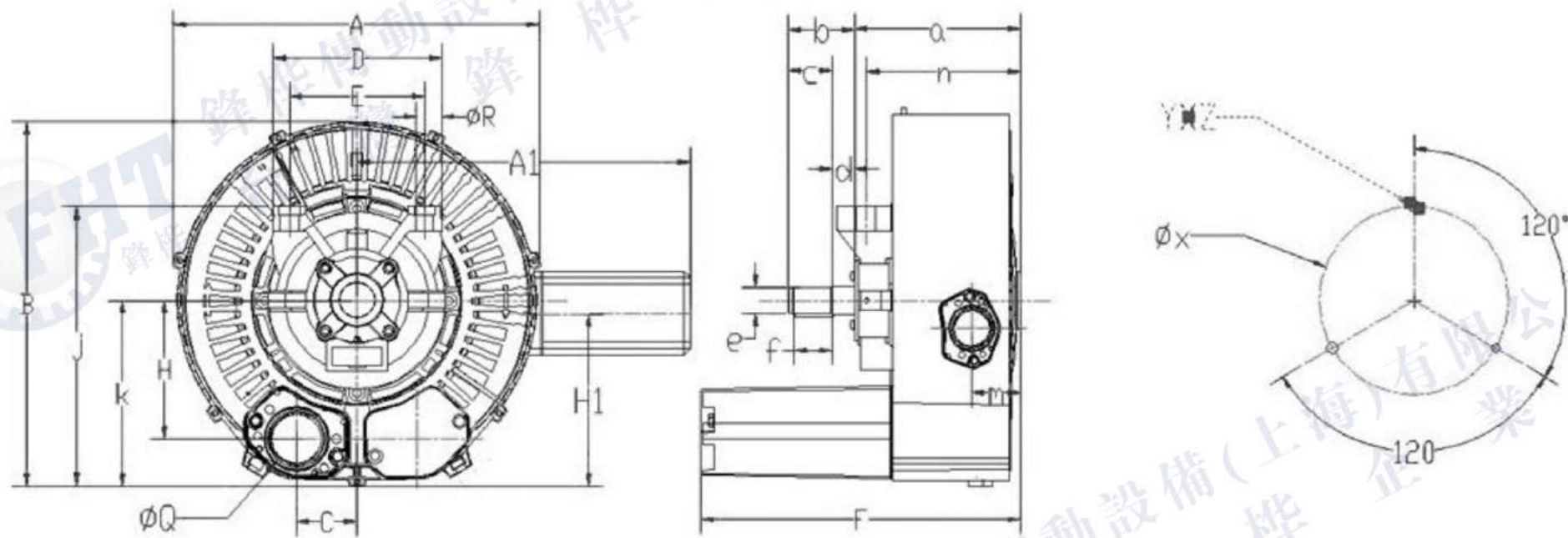
1HY99 single-stage pump Dimension



型号 Type	A	B	C	D	E	F	H	J	K	Q	R	a	b	c	d	e	f	g	h	n	YXZ	X
2PB 213-1HY99	246	240	90	157	125	230	89	211	125	40	14	140	51	43	2	24	40	8	20	128	M6X15	140
2PB 233-1HY99	246	240	90	157	125	241	89	211	125	40	14	151	51	43	2	24	40	8	20	139	M6X15	140
2PB 413-1HY99	286	300	115	157	125	240	108	233	148	45	14	143	53	43	2	24	40	8	20	130	M6X15	174
2PB 433-1HY99	286	300	115	157	125	256	108	233	148	45	14	159	53	43	2	24	40	8	20	146	M6X15	174
2PB 513-1HY99	334	324	120	177	140	297	127	268	169	55	18	169	60	44	2	28	40	8	24	156	M8X20	200
2PB 533-1HY99	334	324	120	177	140	316	127	268	169	55	18	188	60	44	2	28	40	8	24	175	M8X20	200
2PB 613-1HY99	360	358	122	177	140	318	135	281	183	55	18	175	60	44	2	28	40	8	24	163	M8X20	226
2PB 633-1HY99	360	358	122	177	140	336	135	281	183	55	18	193	60	44	2	28	40	8	24	181	M8X20	226
2PB 713-1HY99	382	382	125	177	140	333	144	292	194	55	18	182	60	44	2	28	40	8	24	169	M810X20	240
2PB 733-1HY99	382	382	125	177	140	343	144	292	194	55	18	192	60	44	2	28	40	8	24	179	M810X20	240

1HY99 双级 托泵 安装尺寸

1HY99 two-stage pump Dimension

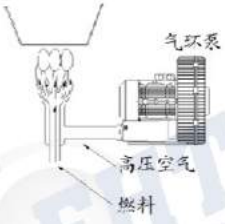
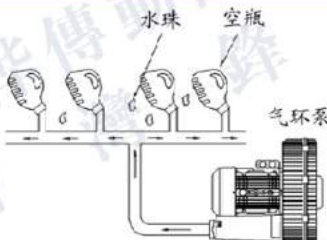
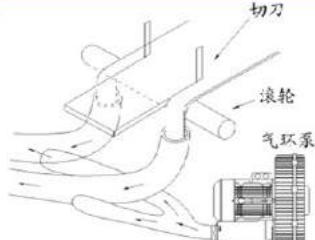
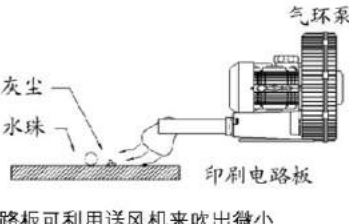
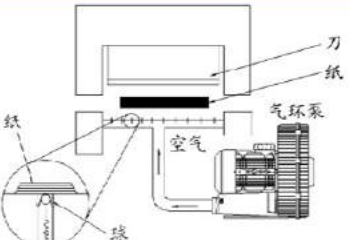
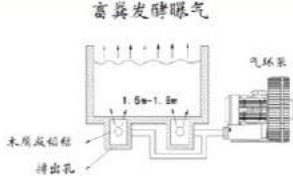

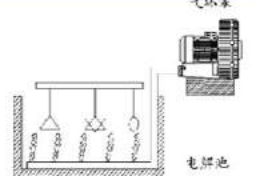
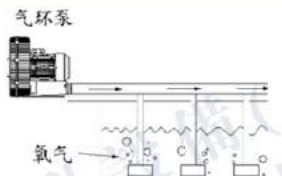
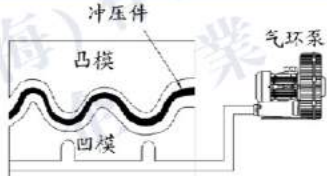

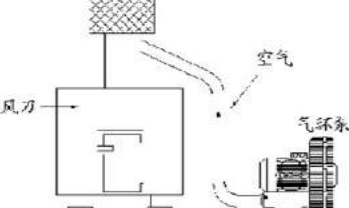
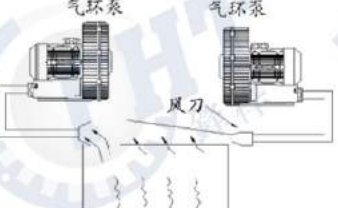
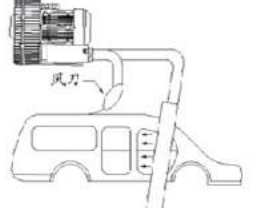
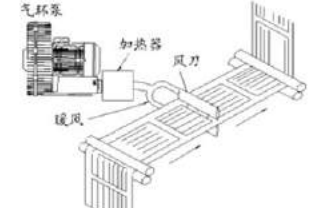


型号 Type	A	B	C	D	E	F	H	J	K	Q	R	A1	H1	a	b	c	d	e	f	g	h	m	n	YZ	X
2PB 223-1HY99	285	270	45	157	125	288	89	214	128	40	14	217	106	199	51	43	2	24	40	8	20	42	186	M6X15	140
2PB 323-1HY99	297	289	46	157	125	302	100	227	141	40	14	323	114	209	51	43	2	24	40	8	20	46	196	M6X15	160
2PB 423-1HY99	322	315	58	157	125	316	108	240	154	45	14	322	153	219	53	43	2	24	40	8	20	46	207	M6X15	174
2PB 523-1HY99	371	361	60	177	140	383	127	275	175	55	18	411	145	255	60	44	2	28	40	8	24	55	241	M8X15	200
2PB 723-1HY99	426	421	63	177	140	429	144	295	197	55	18	426	162	278	60	44	2	28	40	8	24	75	265	M10X15	240



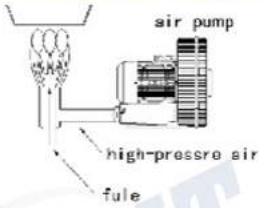
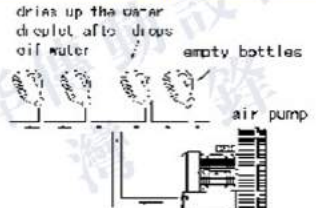
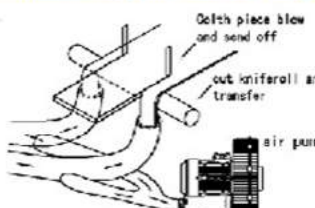
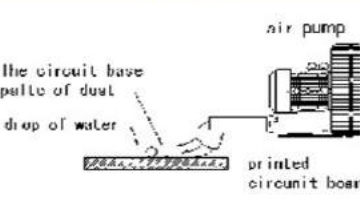
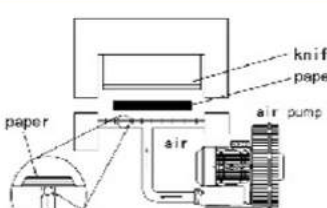
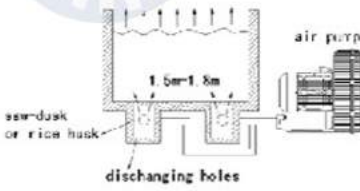
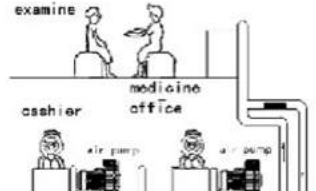
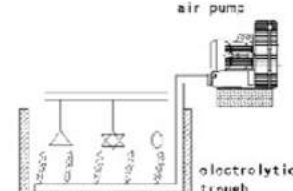
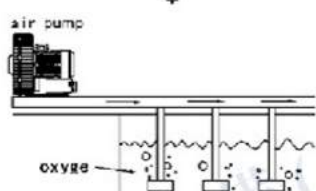
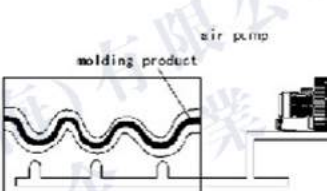
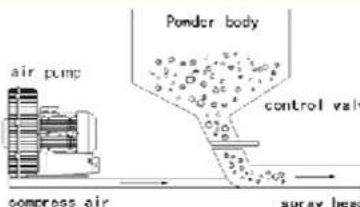
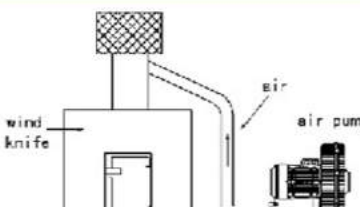
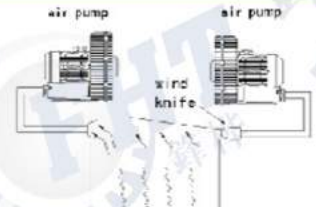
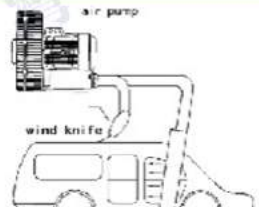
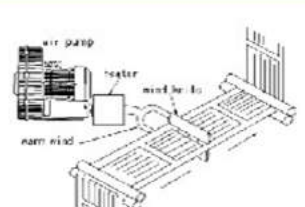
工业应用案例 (送风)

- 送风 吸尘 排气 冷却 输送 气垫

<p>瓦斯重油喷燃</p>  <p>高压风机 (2.000mmHg) 足够的风量, 将减轻您对压缩机的依赖</p>	<p>洗瓶机吹干</p>  <p>饮料空瓶水洗后将水滴吹干, 适用于食品业</p>	<p>纸布条吹送</p>  <p>塑料、布、纸等裁边后自动收集</p>	<p>干燥用空气刀</p>  <p>电路板可利用送风机来吹出微小灰尘和杂物</p>	<p>断机气垫</p>  <p>载增加浮力, 容易移动</p>
<p>畜粪发酵曝气</p>  <p>以高压空气吹入蓄粪槽, 增加接触面积, 亦适合于公害污水处理</p>	<p>传票输送</p>  <p>以空气为动力输送文件既快有准确</p>	<p>电解液搅拌</p>  <p>搅拌电解池, 使电解质流通, 并把附着水泡驱开, 令电镀迅速, 效果均匀</p>	<p>养殖池的空气补给</p>  <p>水中氧气补给用</p>	<p>冲床机</p>  <p>帮助取出冲压件</p>
<p>粉粒体输送</p>  <p>粉粒体等原料的输送</p>	<p>焚化炉</p>  <p>空气的助燃与废气之排除</p>	<p>烟气吹送</p>  <p>让散出烟气迅速排出, 以免造成污染</p>	<p>洗车吹干</p>  <p>洗车机洗完后吹干水分</p>	<p>印刷强制干燥</p>  <p>使印色迅速干燥</p>

Application example use for blowing

● Blow Hoover exhaust cool transport air cushion

<p>The gas and heavy oil gush out fining</p>  <p>High pressure air (2.000mmHg) adequate ventilation, Will reduce your dependence on compressor</p>	<p>Wash the bottle machine and dries up</p>  <p>Beverage bottle washing will drip dry, Applicable to the food industry</p>	<p>Can collect all the bits automatically after cut the Paper</p>  <p>Automatic collection of plastic, cloth, paper cutting edge</p>	<p>It is dry to use the air knife</p>  <p>The circuit board can be used to blow a small blower Dust and debris</p>	<p>Air cushion</p>  <p>increasing the buoyancy easy to move</p>
<p>The domestic animal excrement ferments feceness gas</p>  <p>High pressure air is blown into the Storage fecal groove, increase the contact area, and also suitable for polluted wastewater treatment</p>	<p>Subpoena transport</p>  <p>t regards air as motive force to be fast also really to transport</p>	<p>The electrolytic liquid mix round</p>  <p>trough, make the electrolyte circulate, and repel adhering to the bubble and make electroplate rapidly, the results is even.</p>	<p>The oxygen supply in breed aquatics</p>  <p>the exhaust gas blow smoking</p>	<p>Puncher machine</p>  <p>convenient to is it press product of talking shape after to take out</p>
<p>Powder body transport</p>  <p>Power body grains of body, etc, air of raw materials transport</p>	<p>incinerator</p>  <p>air pressure help place and exhaust</p>	<p>The exhaust gas blows smoking</p>  <p>discharging rapidly by the scattered exhaust gas that appears, so as not to cause pollution</p>	<p>Wash the car and dry up</p>  <p>blow the moisture content to dry after having car machine washing</p>	<p>Print and force dryness</p>  <p>enabling the printing color to dry fast</p>

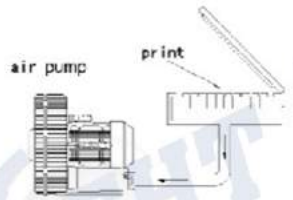
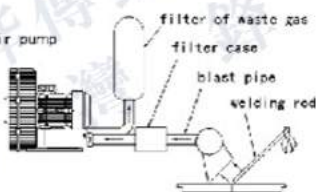
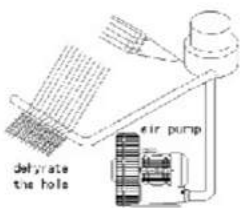
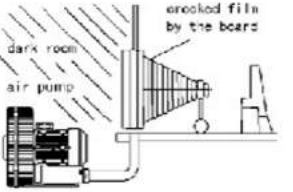
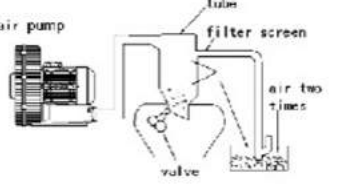
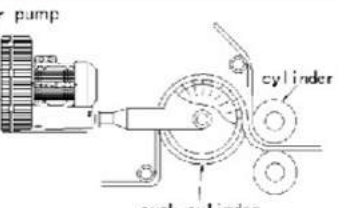
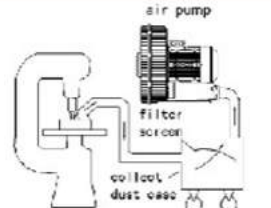
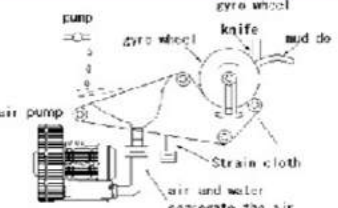
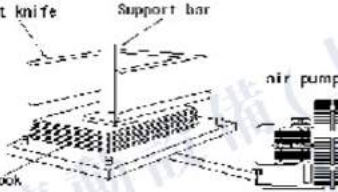
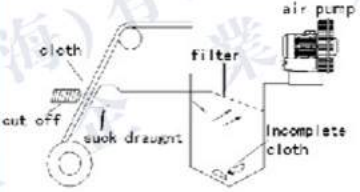
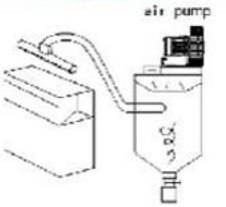
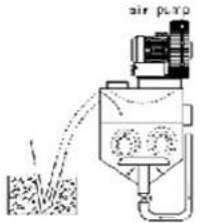
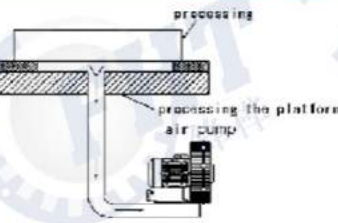
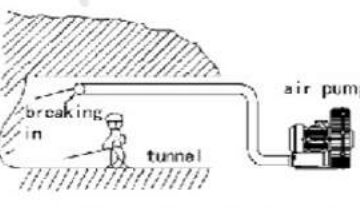
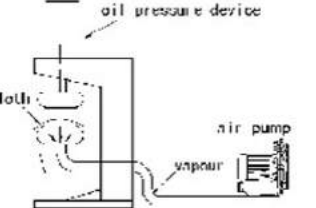
工业应用案例 (吸风)

- 送风 吸尘 排气 冷却 输送 气垫

<p>网版印刷机吸着</p> <p>利用吸着压力固定，以利印刷作业</p>	<p>焊接废气吸取</p> <p>焊接时产生烟气和灰尘，可以真空方式排到它处，保障操作员健康</p>	<p>织布机吸丝</p> <p>吸除水分及固定线头，提高品质效率</p>	<p>照相制版</p> <p>利用真空吸力来保护底片，使之平坦，适合照相制版工业</p>	<p>粉粒体输送</p> <p>塑胶原料等粒状物体，用吹或者吸来输送</p>
<p>印刷吸着</p> <p>真空吸着印刷或者纸巾形成移送</p>	<p>工业吸尘</p> <p>工厂经常有废屑残留在机台上，可以吸抽收集</p>	<p>真空脱水</p> <p>纸浆脱水，污泥脱水，布匹脱水等</p>	<p>制书本机</p> <p>切断时之书本吸着保持</p>	<p>残布处理</p> <p>布匹切断之处理 布匹切断布匹切断之处理</p>
<p>牛乳纸盒充填机</p> <p>牛乳盒填充之真空吸引利用</p>	<p>豆腐机械</p> <p>吸引大豆输送，至清洗槽洗净使用</p>	<p>加工物的保持</p> <p>木板、塑胶等非磁性物体之固定用</p>	<p>工事现场</p> <p>隧道与狭小工事现场，产生粉尘，有毒瓦斯之局部除去</p>	<p>烫布机</p> <p>烫布时将蒸气排出</p>

Application example use for indraft

- Blow Hoover exhaust cool transport air cushion

<p>The sucking of the printing machine of entwork edition</p>  <p>The sorption pressure fixed, in order to facilitate the printing operation</p>	<p>Eject the exhaust gas and dust produced while welding drawing</p>  <p>Smoke and dust when welding vacuum mode row to the operator, ensure health</p>	<p>The weve cotton machine suck silk</p>  <p>Absorbing moisture and fixed line, improve the quality of efficiency</p>	<p>Photo - engraving</p>  <p>Using vacuum suction force protection film, make flat, suitable for gravure industry</p>	<p>The powder body transports</p>  <p>Plastic materials and other granular objects, by blowing or sucking to transport</p>
<p>Print suck</p>  <p>Vacuum sorption printing or tissue formation to</p>	<p>Industry Hoover</p>  <p>Factory always scrap residue on the machine, can smoke collection</p>	<p>Vacuum dehydrate</p>  <p>The pulp dehydration dehydration, pollution, cloth</p>	<p>Make books machine</p>  <p>When cutting the book sorption kept</p>	<p>Incomplete cloth deal with</p>  <p>Cloth cutting processing cutting cloth</p>
<p>Ox milk paper carton filling machine</p>  <p>Vacuum milk box filled with the attraction</p>	<p>Bean curd machinery</p>  <p>Draw soybean delivery, to the cleaning tank cleaning</p>	<p>Keeping processing</p>  <p>Wood, plastic and other non-magnetic objects fixed with</p>	<p>Defence works scene</p>  <p>Tunnel with small work site, dust, poisonous gas, partial removal</p>	<p>Iron cloth machine</p>  <p>Press cloth will emit vapor</p>

——吹起来更强劲……



鋒樺传动设备（上海）有限公司
Fenghua Transmission Equipment (Shanghai) Co., Ltd.
地址：上海市嘉定區嘉松北路4777號敏楓工業園區
電話：021-39948832 39948836
手機：13701956498
傳真：021-39948836
免費服務熱線：400-8040-668
企業官方QQ：400-8040-668
郵箱：fht@fht.tw
網址：www.fht.tw